Issuer & Securities

Issuer/ Manager

SANTAK HOLDINGS LIMITED

Securities

SANTAK HOLDINGS LIMITED - SG1J68891147 - 580

ANNUAL REPORTS AND RELATED DOCUMENTS::

No

Announcement Details

Announcement Title

Annual Reports and Related Documents

Date &Time of Broadcast

28-Oct-2025 17:41:09

Status

New

Report Type

Sustainability Report

Announcement Reference

SG251028OTHRRAHF

Submitted By (Co./ Ind. Name)

Lai Foon Kuen

Designation

Company Secretary

Description (Please provide a detailed description of the event in the box below - Refer to the Online help for the format)

Please refer to the attached.

This announcement has been reviewed by the Company's Sponsor, Asian Corporate Advisors Pte. Ltd. (the "Sponsor"). It has not been examined or approved by the Singapore Exchange Securities Trading Limited (the "Exchange") and the Exchange assumes no responsibility for the contents of this announcement, including the correctness of any of the statements or opinions made or reports contained in this announcement.

The contact person for the Sponsor is Ms Foo Quee Yin, at 160 Robinson Road #21-05, SBF Center, Singapore 068914, Telephone number: 6221 0271.

Additional Details

Period Ended

30/06/2025

Attachments

Santak Holdings - Sustainability Report FY2025.pdf

Total size =2426K MB

SANTAK

SANTAK HOLDINGS LIMITED

SUSTAINABILITY REPORT 2025

CONTENTS

INTRODUCTION

01 Board Statement
02 Identification Of Material ESG Factors
03 Material ESG Factors
07 Stakeholders Engagement

ENVIRONMENTAL

08 Greenhouse Gas Absolute Emissions
08 Emission Intensity
09 Energy Consumption And Intensity
09 Water Consumption And Intensity
10 SGX Core Environmental Questions

SOCIAL

13 Gender Diversity
14 SGX Core Social Questions

GOVERNANCE

17 Board Independence
17 Female Board Members
18 Assurance Of Sustainability Report
19 SGX Core Governance Questions

ADDITIONAL SCOPE PACK SUBMISSIONS

32 TCFD

INTRODUCTION

Board Statement

The Board of Directors at Santak Holdings Limited (the "Company" or "Santak") is pleased to publish the Group's Sustainability Report (the "Report") for the Company and its subsidiary companies (the "Group") for the financial year ended 30 June 2025 ("FY2025"). Santak believes sustainability issues, including climate-related issues, are important for business and striving for sustainability in business has become more of a requirement rather than an option. We pursue our business goals and drive our sustainability initiatives forward so as to integrate economic, environmental, social and governance ("ESG") considerations into our long-term business strategy formulation.

We continue to focus on the material ESG sustainability factors which we had identified in our previous years' reports deemed material to our business and stakeholders namely Energy Consumption; Emissions, Effluents and Waste, Occupational Health and Safety, Economic Performance / Sustainability as well as Sustainability Governance. The Board having considered sustainability issues as part of its strategic formulation, determined the material ESG factors and overseen the management and monitoring of the material ESG factors.

A Sustainability Committee ("SC"), reporting to the Board, was set up in FY2023 to provide greater focus in overseeing sustainability issues. The SC roles include the oversight of the Group's ESG strategy and issues, to review and make recommendations to the Board to ensure that material ESG factors and related risks and opportunities are identified, evaluated and managed, ensure proper governance is in place for sustainability matters, monitor the implementation and progress towards sustainability strategy, ensure compliance with ESG related laws, rules and regulations as well as review the sustainability report and recommend it to the Board for approval, amongst other.

To be read in conjunction with its FY2025 Annual Report, this Report addresses the Group's material ESG factors from 1 July 2024 to 30 June 2025. All data is reported in good faith and to the best of our knowledge. This Report is aligned with Singapore Exchange Securities Trading Limited (SGX-ST) Catalist Rules 711A, 711B and Practice Note 7F Sustainability Reporting Guide and has been prepared with reference to SGX ESGenome's SGX Core ESG metrics and recommendations of the Task Force on Climate-related Financial Disclosures ("TCFD"). It has also been prepared with reference to the Global Reporting Initiative ("GRI") standards.

The Group publishes its Sustainability Report as a standalone report annually. This is the third year that the Group adopts SGX ESGenome disclosure platform to prepare and publish its Sustainability Report. The format of this Report follows closely the report format generated from SGX ESGenome based on the responses provided by the Group to the best of our knowledge on the platform for SGX Core and TCFD metrics. The ESG metrics for SGX Core and TCFD overlap in some areas, hence the SGX Core and TCFD sections of this Report contain certain questions and responses that are similar.

The Board would like to thank all stakeholders who have contributed to our sustainability effort and will continue to take a balanced approach in enhancing long term values which are sustainable to our stakeholders.

On behalf of the Board,

Chen Yeow Sin
Chairman

28 October 2025

INTRODUCTION

Identification of Material ESG Factors

This Report for the Group is prepared in accordance with the Singapore Exchange Securities Trading Limited (SGX-ST) Catalist Rules 711A, 711B and Practice Note 7F Sustainability Reporting Guide and has been prepared with reference to SGX Core ESG metrics and recommendations of the TCFD on the SGX ESGenome to the best of our knowledge. It has also been prepared with reference to the GRI Standards. The reporting period is for the sustainability performance of the Group for FY2025. All data and activities reported are with respect to the time frame from 1 July 2024 to 30 June 2025, unless stated otherwise.

The Report aims to disclose our ESG performance against the issues that are considered most material to our company's stakeholders and this includes shareholders, suppliers, customers, management and employees. The objective of preparing this Report is to inform our stakeholders of the initiatives and strategies related to sustainability that we are currently embarking on. Our data is reported in good faith to the best of our knowledge and is subject to internal audit review. Currently, there is no external assurance for this Report.

The content of this Report is defined by the 4 Content Reporting Principles established by GRI: Stakeholder Inclusiveness, Sustainability Context, Materiality and Completeness.

Principle	Objective
Stakeholder Inclusiveness	Defining stakeholders and explaining how the Group has responded to their expectations and interests.
Sustainability Context	Presenting the Group's performance in the wider context of sustainability.
Materiality	Identifying the Group's material ESG factors.
Completeness	Disclosing material ESG factors and boundaries to assess the Group's performance in the reporting period.

A copy of this Report can be found on SGXNet and the Company's website at www.santak.com.sg.

The Board recognises that stakeholders play an important strategic role in maintaining the Company's long-term growth. In FY2018, we engaged our key stakeholders through a stakeholder engagement and materiality assessment workshop to identify the ESG factors that the Group considered important to stakeholders. These key stakeholders were identified based on their ability to influence our performance and provide effective solutions to incorporate sustainability into our operations. The ESG factors were then risk ranked and prioritised based on their impact on the business and how important stakeholders considered each aspect. The materiality assessment process led Santak's management to identify the material ESG factors in the sustainability report. These material ESG factors were reviewed and approved by the Board. The process of setting long-term targets for the material ESG factors is currently deferred till a time when adequate data is available to set reasonable long-term targets.

In FY2025, these material ESG factors were reviewed by the SC and the Board to ensure their continued relevance. The SC and the Board will review the material ESG factors again in subsequent reporting periods to ensure that the material ESG factors continue to be important and relevant to our stakeholders.

Material ESG Factors Identified

Material ESG Factors	Title
Environmental Management	Energy Consumption (Scope 1 and Scope 2 Emissions)
Environmental Management	Emissions, Effluents and Waste
Social Management	Occupational Health and Safety
Economic Sustainability	Economic Performance
Governance	Sustainability Governance

Material ESG Factors

Material ESG Factors	Policies, Practices and Performance, Targets, Risks and Opportunities
ENVIRONMENTAL MANAGEMENT	**ENERGY CONSUMPTION (SCOPE 1 AND SCOPE 2 EMISSIONS)** We are committed to minimizing the negative impact to our environment. We support international and Singapore efforts to reduce carbon emission. At Santak, we utilise a wide variety of precision engineering CNC machines and equipment to deliver the best quality that a precision engineering manufacturer can offer. These high precision CNC machines and equipment as well as air-conditioning contribute to the majority of our electricity energy consumption as well as our greenhouse gas ("GHG") Scope 1 and 2 total emissions. We recognise the importance of properly managing and regulating our energy consumption so as to keep our operational costs low and help reduce the impact on the environment. We have a maintenance team of trained individuals to keep track of our energy consumption. The monitoring of our energy consumption is reviewed monthly by our maintenance team who will analyse the monthly energy consumption. Energy surges which rarely occur, if identified within different operational areas will be investigated for possible faults in the machines and equipment. If necessary, repairs will be carried out should faults be discovered. All employees switch off lightings, air conditioners and other electrical appliances when not in use. With these practices established, we aim to improve efficiency in our energy usage to optimise our consumption. In FY2025, the total energy consumption amounted to 1,342.92MWh (FY2024: 963 MWh) and our GHG Scope 1 and 2 total emission was approximately 754.28 metric tonnes (FY2024: 533.23 metric tonnes). Data for GHG Scope 3 is not available. The method used to calculate energy consumption is based on the compiled electricity bills taken for the reporting year. Our target is to maintain or reduce carbon footprint and GHG emissions intensity of our operations. Controlling GHG emission is critical to mitigating the adverse impacts of climate change. Higher temperatures will lead to increase in energy consumption in order to moderate temperature at workplace. This will result in higher operating expenses and overheads related to energy and electricity costs. This can be mitigated by improving energy efficiency of our operations and use of low- carbon alternative energy sources as they become operationally and economically more viable. Increased frequency and intensity of extreme weather events can cause disruption to our operations, damage to assets and threaten workplace safety. This will lead to higher capital expenses and operating expenses associated with asset replacement and repair, lost work time and workplace insurance. In addition, regulations aimed at reducing carbon emissions and mitigating the effects of climate change will increase compliance costs in the form of carbon taxes and carbon credits, as well as costs associated with managing and reporting of regulatory compliance matters. The Group aims to conduct further scenario analysis due to climate-related changes when such data is available in the future.
ENVIRONMENTAL MANAGEMENT	**EMISSIONS, EFFLUENTS AND WASTE** Santak conduct business in a manner that respects the environment by minimizing the negative environment impact. Santak is committed to protecting the environment and actively implement activities to meet relevant regulations. Employees are trained and encouraged to support these initiatives.

INTRODUCTION

Material ESG Factors

Material ESG Factors	Policies, Practices and Performance, Targets, Risks and Opportunities
ENVIRONMENTAL MANAGEMENT	**EMISSIONS, EFFLUENTS AND WASTE (CONT'D)** **Oil Emissions** Oil emission level from the machining process which uses coolant oil within factory premise is monitored to ensure minimal oil and particulate generation. Oil filters are installed on our CNC machines to reduce these exhaust. Oil filter maintenance program has been implemented in our Johor factory and we conducted the Chemical Exposure Monitoring under the Malaysia Occupational Safety and Health (Use And Standards Of Exposure Of Chemicals Hazardous To Health) Regulations, 2000 ("USECHH Regulations 2000") in our Johor factory in April 2021. The result of the Chemical Exposure Monitoring Report issued on 16th April 2021 as performed by a Malaysia Department of Occupational Safety and Health ("DOSH") Registered Hygiene Technician showed that airborne concentrations of chemicals exposure at the designated sampling personnel are well below the Permissible Exposure Limits (PEL) as specified in the Stipulated Regulations (Schedule 1 of USECHH Regulations 2000). As such, our current oil filter maintenance program in the Johor factory is effective in controlling the oil emission level. We target to maintain future Chemical Exposure Monitoring for airborne concentrations of chemicals exposure (oil mist) to be below the PEL as stated in the Stipulated Regulations. Under the Stipulated Regulations, the Chemical Exposure Monitoring is to be conducted on a five-years interval basis. **Effluents and Waste** Santak has actively seek to reduce its operational impact on the environment, and has stringent corporate responsibility and sustainability practices to manage its industrial waste, such as raw material scrap, chemical and general waste, by engaging licensed waste management collectors and recycling and reusing where possible. Waste generation is continually being monitored and reduced through internal process improvement activities. One way is through the usage of "to-size" material and constant monitoring and communication with customers to avoid or reduce any ad hoc purchase of unsuitable size raw materials which generates more scrap metal wastage from the manufacturing process. Our Engineering Department will continuously explore different material sizes, machines, processes, methods and measurements for improvement opportunities. Scrap metal from manufacturing process are collected and sold to licensed scrap metal collection companies for subsequent recycling. Chemical waste from machining and degreasing processes are segregated and stored in drums to prevent spillage during transportation. These are sealed, labelled and kept in dedicated location to be collected for safe disposal by appointed licensed waste management contractor approved by the Authority. During FY2025, the Malaysian Department of Environment ("DOE") officer conducted an assessment on the Group's Johor factory in February 2025 and imposed a fine of approximately S$907 (FY2024: S$1,726) for not fully compliance with certain requirements under the Environmental Quality (Scheduled Wastes) Regulations 2005 of the Environmental Quality Act 1974. The Johor factory has since taken steps to rectify and comply with the requirements. We target to continue to ensure the safe disposal of effluents and waste to prevent any major pollution incident in the Group's manufacturing factory for FY2026.

Material ESG Factors

Material ESG Factors	Policies, Practices and Performance, Targets, Risks and Opportunities
ENVIRONMENTAL MANAGEMENT	**EMISSIONS, EFFLUENTS AND WASTE (CONT'D)** **Effluents and Waste (Cont'd)** Any serious pollution incident can cause disruption to operations, damage to the environment and threaten workplace safety. This may lead to exposure to regulatory actions or litigation, higher operating expenses associated with clean-up cost, lost work time and workplace insurance. Our employees can be better equipped with training on workplace safety and incident management to avoid or respond to incidents and injuries to mitigate such risks.
SOCIAL MANAGEMENT	**OCCUPATIONAL HEALTH AND SAFETY** As a responsible employer, we take our responsibility to provide a healthy and safe working environment seriously. We believe it is very important to minimize the risks of work-related injury and illness. We are committed to adhering to local safety laws and regulations. A Safety and Health Committee ("SHC") headed by the Assistant Production Manager had been established and an internal full time safety officer employed. Employees are required to abide by the relevant health and safety measures and undertake reasonably practicable steps to ensure workplace safety. Regular reviews are conducted to improve our existing safety standards and practices. In addition, we conduct regular safety inspections at our facilities to identify potential health and safety risks and take preventive measures wherever necessary. Our Safety and Health policies, practices and performance include the followings: **Work-Related Injury** We record all work-related injury, regardless of its severity and conduct follow up for implementation of corrective action plan. Employees are required to follow the emergency procedures by informing the manager and/or supervisor in-charge to take necessary actions. For FY2025, the work-related accident injuries frequency rate at the Group's manufacturing facilities was Nil (FY2024: Nil) work-related accident injury and Nil (FY2024: Nil) work-related fatality. We continue to encourage employees to work towards and maintain the target of Nil work-related serious injury and Nil work-related fatality in future. **Noise Monitoring** In line with the requirements under the Malaysia Occupational Safety and Health (Noise Exposure) Regulations 2019 (the "Stipulated Regulations"), a Baseline Noise Risk Assessment was conducted in April 2021 to determine the noise levels, identify noise areas/sources and their characteristics emitted at the work place by using sound level meter. This exercise helped to map the factory work area into different noise zones according to the permissible noise levels as well as identified and classified operation workers according to their work and work areas. This assessment included conducting personal noise exposure monitoring by using noise dosimeters on workers with highest risk of noise exposure level. Relevant employees using airguns were found to be exposed to noise level exceeding the acceptable noise level and were provided with Personal Hearing Protectors ("PHP") or Personal Protective Equipment ("PPE") such as special earplugs (NRR 29 dB rating) for hearing protection and silencers for airguns to ensure exposure to noise is minimized. Noise Monitoring or Noise Risk Assessment are conducted on a five-years interval basis in our Johor factory in line with the Stipulated Regulations.

INTRODUCTION

Material ESG Factors

Material ESG Factors	Policies, Practices and Performance, Targets, Risks and Opportunities
SOCIAL MANAGEMENT	**OCCUPATIONAL HEALTH AND SAFETY (CONT'D)** **Noise Monitoring (Cont'd)** In addition, trainings and education were provided to employees exposed to such noise level. All other operation workers are still be required to wear hearing protection earplugs when working on the factory floor. A noise dosimeter was also purchased for in house monitoring of the noise level generated within the production areas which was performed in October 2024 (FY2024: November 2023). The annual Audiometric Examination or hearing test for FY2025 was conducted in December 2024 by external Registered Audiometric Technicians for employees who work in mainly the CNC machining areas as well as other departments. Nil (FY2024: One) employee was found to have abnormal hearing. In FY2024, the one employee found to have abnormal hearing was examined by the occupational health doctor and recommended by the doctor to continue with annual audiometry test, use of PHP such as earplug and be given education and training. We target to perform the Audiometric Examination or hearing test annually in the future. **Chemical Health Risk Assessment** In FY2025, the Group conducted the Chemical Health Risk Assessment ("CHRA") under the Malaysia Occupational Safety and Health (Use And Standards Of Exposure Of Chemicals Hazardous To Health) Regulations, 2000 ("USECHH Regulations 2000") in our Johor factory in February 2025. The result of the CHRA Report issued in April 2025 as performed by a Malaysia Department of Occupational Safety and Health ("DOSH") Registered Inspector gave the recommendations for minor improvements such as to supply R95 masks to operators in certain departments and preparation of bilingual safety data sheets for displays near the chemical usage locations. Under the USECHH Regulations 2000, the CHRA is to be conducted on a five-years interval basis. **Safety Trainings** Internal trainings on general safety and health such as introduction trainings on occupational safety and health at workplace, safety induction and proper usage of PPE, in-house fire- fighting equipment usage, tool box meetings as well as first aid training and first aid box usage and replenishment etc continues to be conducted periodically. The Group targets to maintain such trainings in the future. External safety and health related trainings such as first aids training was attended by relevant staffs and the Certified Environmental Professional in Scheduled Waste Management (CePSWaM) course certificate by our factory safety officer was renewed during FY2025. **Safety Audit and Review** In FY2025, the Group's Johor factory conducted and passed the Workplace Self-Rating in April 2025 in accordance with Malaysia Department of Occupational Safety and Health ("DOSH") requirements. In prior year, a DOSH officer conducted a Workplace Assessment in February 2024 and the Johor factory passed the workplace assessment by DOSH. We target to continue to pass the workplace self-rating or assessment by DOSH in the future.

Material ESG Factors

Material ESG Factors	Policies, Practices and Performance, Targets, Risks and Opportunities
SOCIAL MANAGEMENT	**OCCUPATIONAL HEALTH AND SAFETY (CONT'D)** **Fire Certificate and Fire Drill** Our Johor factory had renewed its Fire Certificate in May 2025 which certified that the factory has complied with the requirements relating to fire-fighting equipment or fire safety installation as well as a fire safety organization has been established and a fire and emergency response plan has been prepared in accordance with the Fire Services Act 1988 of Malaysia. A fire drill evacuation exercise was held in June 2025 in our Johor factory for emergency preparedness. In-house fire-fighting equipment such as fire extinguisher usage demonstration was also performed during the fire drill evacuation exercise. We target to hold the fire drill evacuation exercise annually. Increased frequency and intensity of extreme weather events and rising temperatures present health and safety risks and can lead to incidents, disruption to operation, illness or injuries. This will lead to higher capital expenses and operating expenses associated with asset replacement and repair, temperature moderation, lost work time and workplace insurance. Employees can be better equipped with training on workplace safety and incident management to avoid or respond to incidents and injuries to mitigate such risks. The Group has considered other social factors such as labor rights and product responsibility and has policy in place to follow the Employment Act in Singapore and Malaysia.
ECONOMIC SUSTAINABILITY	**ECONOMIC PERFORMANCE** For FY2025, the Group revenue was S$7.37 million (FY2024: S$8.18 million) and was in a net equity position of S$7.45million as at 30 June 2025 (FY2024: S$9.71million). Economic sustainability or performance is defined as one of the most material aspect because, like most companies, our economic sustainability ensures our long-term viability and enables the execution of sustainability strategies. For a detailed breakdown of our FY2025 financial results, please refer to the Group's Annual Report for FY2025 which is available at SGX website and www.santak.com.sg. Our target is to achieve economic sustainability. The Group faces a fast-changing business environment which is increasingly competitive and changing in technology as the world moves towards a low carbon economy. Over a longer term, the Group is committed to leverage on its experience and expertise in its core business to achieve economic sustainability.
GOVERNANCE	**SUSTAINABILITY GOVERNANCE** Please refer to pages 17 to 31 of this Report for details.

Stakeholders Engagement

Engagements with stakeholders are via employees training programmes, surveys and meetings and site visits by customers, meetings and site visits with suppliers, public communication via corporate website and SGXNet, shareholder meetings with capital providers as well as industry forums and support for government initiatives.

ENVIRONMENTAL

Greenhouse Gas Absolute Emissions

Greenhouse gas emissions from human activities strengthen the greenhouse effect, causing climate change. Most is carbon dioxide from burning fossil fuels: coal, oil, and natural gas. For FY2025, the Group's total Scope 1 and 2 emissions were 754.28 (FY2024: 533.23) metric tonnes. The increase in emissions was mainly attributable to increased activities in manufacturing operations that contribute to higher Scope 2 emissions in FY2025 compared to FY2024. Scope 1 covers direct emission from motor vehicles owned and operated by the Group. Scope 2 covers indirect emission from electricity purchased from third party electricity providers.

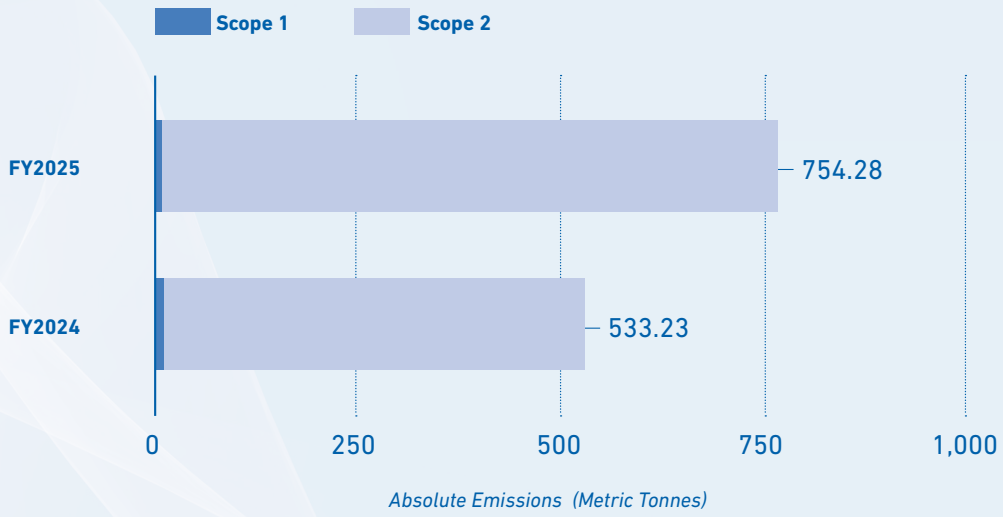

Scope 1 - The emissions that a company makes directly e.g. company vehicles.
Scope 2 - The emissions a company makes indirectly e.g. energy purchase, such as electricity.

Emission Intensity

Emission intensity is the volume of emissions per unit of manufacturing revenue. For FY2025, the Group's total Scope 1 and 2 emission intensity was 0.00031 (FY2024: 0.00026). Reducing emission intensity means that less pollution is being created per unit of manufacturing revenue and vice versa.

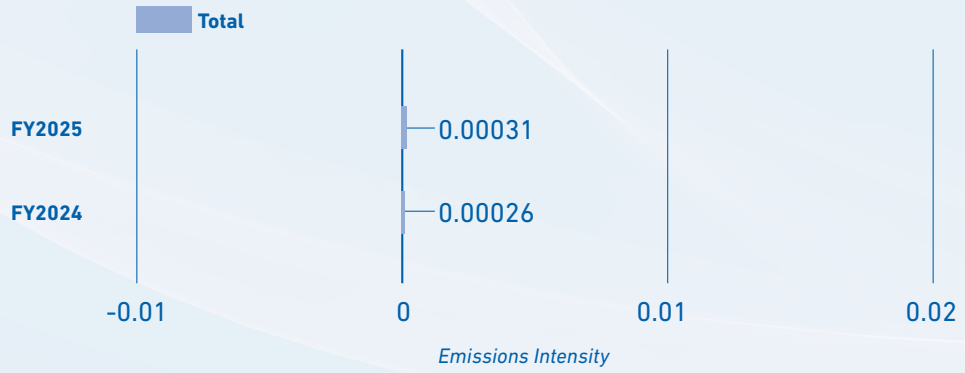

Emission Intensity Notes

FY2025 and FY2024 Notes: Emission intensity (Metric Tonnes per unit of manufacturing revenue) = Emission (Scope 1 and 2) (Metric Tonnes) / Manufacturing revenue (SGD)

ENVIRONMENTAL

Energy Consumption and Intensity

Energy consumption is the amount of energy or power used, whilst **energy consumption intensity** is measured by the quantity of energy required per unit of manufacturing revenue, so that using less energy to generate revenue reduces the intensity and vice versa. For FY2025, the Group's energy consumption was 1,342.92 Megawatt-hours ("MWh") (FY2024: 963.00 MWh) from electricity purchased by the Group from third party electricity providers. The Group energy consumption intensity for FY2025 was 0.00056 (FY2024: 0.00047).

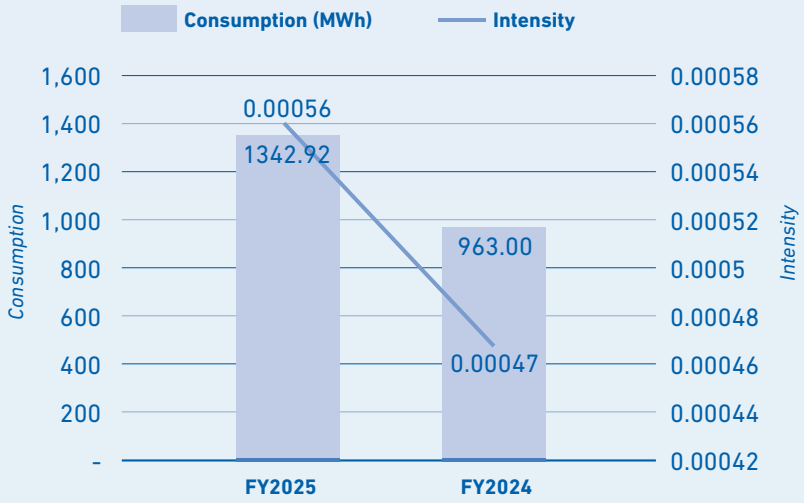

Energy Intensity Notes

FY2025 and FY2024 Notes: Energy consumption intensity (MWh per unit of manufacturing revenue) = Total energy consumption (MWh) / Manufacturing revenue (SGD)

Water Consumption and Intensity

Water consumption is the portion of water use that is not returned to the original water source, whilst **Intensity** calculates the water consumed per unit of manufacturing revenue. The Group receives potable water at its factory building in Johor Malaysia from the Johor state water supply company and its office/warehouse in Singapore from Singapore's national water agency. Potable water is used for general consumption and is discharged to the national sewerage system.

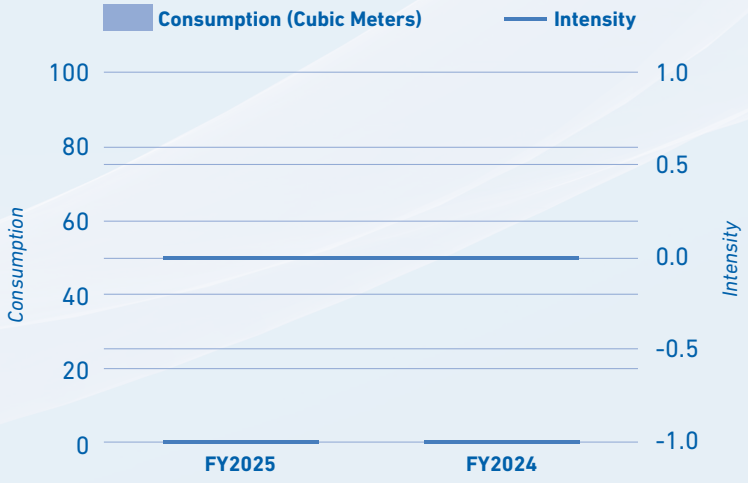

Water consumption Notes

FY2025 and FY2024 Notes: Total water consumption = Total water withdrawal – Total water discharge.

SGX CORE
ENVIRONMENTAL QUESTIONS

SGX Core 1a) GHG (CO2) Absolute Emissions – Total

FY2025	FY2024
754.28 Metric Tonnes	533.23 Metric Tonnes

FY2025 and FY2024 Latest Explain / Notes: Total absolute emissions is the combined Scope 1 and 2 emissions.

SGX Core 1b) GHG (CO2) Absolute Emissions – Scope 1

FY2025	FY2024
11.37 Metric Tonnes	11.56 Metric Tonnes

SGX Core 1c) GHG (CO2) Absolute Emissions – Scope 2 (Location-Based)

FY2025	FY2024
742.91 Metric Tonnes	521.67 Metric Tonnes

SGX Core 1d) GHG (CO2) Absolute Emissions – Scope 2 (Market-Based)

FY2025	FY2024
0 Metric Tonnes	0 Metric Tonnes

SGX Core 1e) GHG (CO2) Absolute Emissions – Scope 3

FY2025	FY2024
Not Applicable ("N/A")	Not Applicable ("N/A")

SGX Core 2a) GHG (CO2) Emissions Intensity – Total

Financial Year	Total GHG (CO2) Emissions	Organisational Metric Used to Calculate Intensity	Total Manufacturing Revenue	Total Emissions Intensity (by Manufacturing Revenue)	Total Organisational Headcount (Number of Employees)	Total Emissions Intensity (by Total Headcount)	Total Organisational Floor Area	Total Emissions Intensity (by Total Floor Area)	What is the Organisational Metric Being Used as the Denominator to Calculate Emissions Intensity?	Total Units, or Total Annual Amount (of 'Other' Organisational Metric)	Total Emissions Intensity (by 'Other' Organisational Metric)
2025	754.28	Manufacturing Revenue	2,407,514 SGD	0.00031	N/A	N/A	N/A	N/A	N/A	N/A	N/A
2024	533.23	Manufacturing Revenue	2,070,214 SGD	0.00026	N/A	N/A	N/A	N/A	N/A	N/A	N/A

FY2025 and FY2024 Latest Explain / Notes: Emission intensity (Metric Tonnes per unit of manufacturing revenue) = Total emission (Scope 1 and 2) (Metric Tonnes) / Manufacturing revenue (SGD)

SGX CORE ENVIRONMENTAL QUESTIONS

SGX Core 2b) GHG (CO2) Emissions Intensity – Scope 1

Financial Year	Scope 1 GHG Emissions	Organisational Metric Used to Calculate Intensity	Total Manufacturing Revenue	Scope 1 Emissions Intensity (by Manufacturing Revenue)	Total Organisational Headcount (Number of Employees)	Scope 1 Emissions Intensity (by Total Headcount)	Total Organisational Floor Area	Scope 1 Emissions Intensity (by Total Floor Area)	What is the Organisational Metric Being Used as the Denominator to Calculate Emissions Intensity?	Total Units, or Total Annual Amount (of 'Other' Organisational Metric)	Total Emissions Intensity (by 'Other' Organisational Metric)
2025	11.37	Manufacturing Revenue	2,407,514 SGD	0.0000047	N/A	N/A	N/A	N/A	N/A	N/A	N/A
2024	11.56	Manufacturing Revenue	2,070,214 SGD	0.0000056	N/A	N/A	N/A	N/A	N/A	N/A	N/A

FY2025 and FY2024 Latest Explain / Notes: Emission intensity (Metric Tonnes per unit of manufacturing revenue) = Emission (Scope 1) (Metric Tonnes) / Manufacturing revenue (SGD)

SGX Core 2c) GHG (CO2) Emissions Intensity – Scope 2

Financial Year	Scope 2 GHG Emissions	Organisational Metric Used to Calculate Intensity	Total Manufacturing Revenue	Scope 2 Emissions Intensity (by Manufacturing Revenue)	Total Organisational Headcount (Number of Employees)	Scope 2 Emissions Intensity (by Total Headcount)	Total Organisational Floor Area	Scope 2 Emissions Intensity (by Total Floor Area)	What is the Organisational Metric Being Used as the Denominator to Calculate Emissions Intensity?	Total Units, or Total Annual Amount (of 'Other' Organisational Metric)	Total Emissions Intensity (by 'Other' Organisational Metric)
2025	742.91	Manufacturing Revenue	2,407,514 SGD	0.00031	N/A	N/A	N/A	N/A	N/A	N/A	N/A
2024	521.67	Manufacturing Revenue	2,070,214 SGD	0.00025	N/A	N/A	N/A	N/A	N/A	N/A	N/A

FY2025 and FY2024 Latest Explain / Notes: Emission intensity (Metric Tonnes per unit of manufacturing revenue) = Emission (Scope 2) (Metric Tonnes) / Manufacturing revenue (SGD)

SGX Core 2d) GHG (CO2) Emissions Intensity – Scope 3

Financial Year	Scope 3 GHG Emissions	Organisational Metric Used to Calculate Intensity	Total Manufacturing Revenue	Scope 3 Emissions Intensity (by Manufacturing Revenue)	Total Organisational Headcount (Number of Employees)	Scope 3 Emissions Intensity (by Total Headcount)	Total Organisational Floor Area	Scope 3 Emissions Intensity (by Total Floor Area)	What is the Organisational Metric Being Used as the Denominator to Calculate Emissions Intensity?	Total Units, or Total Annual Amount (of 'Other' Organisational Metric)	Total Emissions Intensity (by 'Other' Organisational Metric)
2025	Not Applicable										
2024	Not Applicable										

SGX CORE
ENVIRONMENTAL QUESTIONS

SGX Core 3) Total Energy Consumption

FY2025	FY2024
1,342.92 MWh	963.00 MWh

SGX Core 4) Energy Consumption Intensity

FY2025	FY2024
0.00056	0.00047

FY2025 and FY2024 Latest Explain / Notes: Energy consumption intensity (MWh per unit of manufacturing revenue) = Total energy consumption (MWh) / Manufacturing revenue (SGD)

SGX Core 5) Total Water Consumption

FY2025	FY2024
0 Cubic meters	0 Cubic meters

FY2025 and FY2024 Latest Explain / Notes: Total water consumption = Total water withdrawal – Total water discharge.

SGX Core 6) Water Consumption Intensity

FY2025	FY2024
0	0

FY2025 and FY2024 Latest Explain / Notes: Water consumption intensity (Cubic Meters per unit of manufacturing revenue) = Total water consumption (Cubic Meters) / Manufacturing revenue (SGD)

SGX Core 7) Total Waste Generated
FY2025

Waste Composition	Hazardous Waste Generated	Non-hazardous Waste Generated
Metals	0	35,132 Kilograms
Plastics	0	0
Biomass	0	0
Textiles	2,332 Kilograms	0
Non-metalic minerals	3,680 Kilograms	10,410 Kilograms

FY2024

Waste Composition	Hazardous Waste Generated	Non-hazardous Waste Generated
Metals	0	25,162 Kilograms
Plastics	0	0
Biomass	0	0
Textiles	0	0
Non-metalic minerals	0	6,620 Kilograms

Gender Diversity

Gender diversity in a workplace means that men and women are hired at a comparable rate, paid evenly, and given the same working opportunities with equal promotions. For FY2025, women account for 46% (FY2024: 41%) of the workforce of the Group.

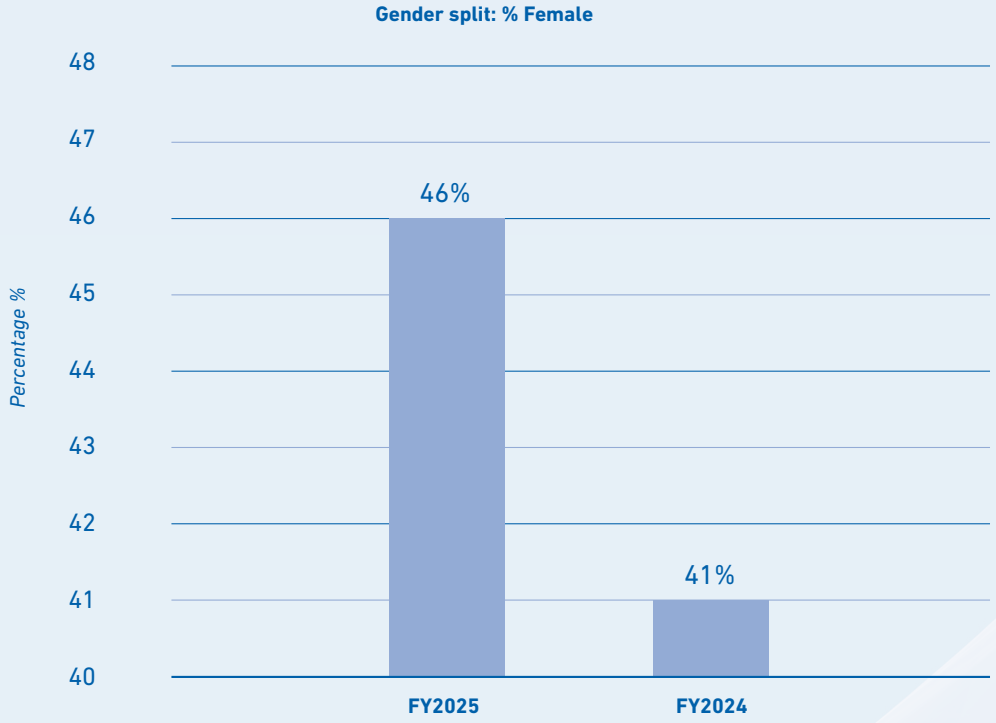

SGX CORE
SOCIAL QUESTIONS

SGX Core 8, 10 & 22) Current Employees by Employee Category, Gender and Age Group
FY2025

Employee Category	Number of Employees per Selected Employee Category	i. a) Percentage Male	i. b) Percentage Female	Total Percentage of Employees by Gender	ii. a) Percentage Under 30 Years Old	ii. b) Percentage 30-50 Years Old	ii. c) Percentage Over 50 Years Old	Total Percentage of Employees by Age Group	iii. a) Percentage defined within a Disability Group	iii. b) Percentage defined as a Minority Group
Middle management	11	45.5	54.5	100.0	0	36.4	63.6	100.0	N/A	N/A
Administrative	12	8.3	91.7	100.0	33.3	33.4	33.3	100.0	N/A	N/A
Technical	13	76.9	23.1	100.0	7.7	38.5	53.8	100.0	N/A	N/A
Non-management	1	100.0	0	100.0	0	0	100.0	100.0	N/A	N/A
Production	42	57.1	42.9	100.0	47.6	47.6	4.8	100.0	N/A	N/A
Senior management	10	70.0	30.0	100.0	0	0	100.0	100.0	N/A	N/A

FY2024

Employee Category	Number of Employees per Selected Employee Category	i. a) Percentage Male	i. b) Percentage Female	Total Percentage of Employees by Gender	ii. a) Percentage Under 30 Years Old	ii. b) Percentage 30-50 Years Old	ii. c) Percentage Over 50 Years Old	Total Percentage of Employees by Age Group	iii. a) Percentage defined within a Disability Group	iii. b) Percentage defined as a Minority Group
Middle management	12	50.0	50.0	100.0	0	33.3	66.7	100.0	N/A	N/A
Administrative	12	8.3	91.7	100.0	33.3	41.7	25.0	100.0	N/A	N/A
Technical	15	80.0	20.0	100.0	13.3	33.3	53.4	100.0	N/A	N/A
Non-management	1	100.0	0	100.0	0	0	100.0	100.0	N/A	N/A
Production	35	65.7	34.3	100.0	62.9	31.4	5.7	100.0	N/A	N/A
Senior management	10	70.0	30.0	100.0	0	0	100.0	100.0	N/A	N/A

SGX Core 9 & 11) New Hires by Gender and Age Group
FY2025

Region	Gender	Total Number of New Employee Hires Under 30 Years Old	Total Number of New Employee Hires 30-50 Years Old	Total Number of New Employee Hires Over 50 Years Old	Rate of New Employee Hires Under 30 Years Old	Rate of New Employee Hires 30-50 Years Old	Rate of New Employee Hires Over 50 Years Old	Total Number of New Hires
Asia (except Japan)	Male	3	4	0	42.9	57.1	0	7
Asia (except Japan)	Female	5	4	0	55.6	44.4	0	9

SGX CORE
SOCIAL QUESTIONS

FY2024

Region	Gender	Total Number of New Employee Hires Under 30 Years Old	Total Number of New Employee Hires 30-50 Years Old	Total Number of New Employee Hires Over 50 Years Old	Rate of New Employee Hires Under 30 Years Old	Rate of New Employee Hires 30-50 Years Old	Rate of New Employee Hires Over 50 Years Old	Total Number of New Hires
Asia (except Japan)	Male	4	2	0	66.7	33.3	0	6
Asia (except Japan)	Female	4	2	0	66.7	33.3	0	6

SGX Core 9, 11 & 12) Employee Turnover by Gender, Age Group and Total Turnover
FY2025

Region	Gender	Total Employee Turnover Under 30 Years Old	Total Employee Turnover 30-50 Years Old	Total Employee Turnover Over 50 Years Old	Rate of Employee Turnover Under 30 Years	Rate of Employee Turnover 30-50 Years Old	Rate of Employee Turnover Over 50 Years Old	Total Turnover Number
Asia (except Japan)	Female	26	14	1	63.4	34.2	2.4	41
Asia (except Japan)	Male	60	15	3	76.9	19.2	3.9	78

FY2024

Region	Gender	Total Employee Turnover Under 30 Years Old	Total Employee Turnover 30-50 Years Old	Total Employee Turnover Over 50 Years Old	Rate of Employee Turnover Under 30 Years	Rate of Employee Turnover 30-50 Years Old	Rate of Employee Turnover Over 50 Years Old	Total Turnover Number
Asia (except Japan)	Female	16	11	1	57.1	39.3	3.6	28
Asia (except Japan)	Male	32	7	1	80.0	17.5	2.5	40

SGX CORE
SOCIAL QUESTIONS

SGX Core 13) Total Number of Employees
FY2025

Gender	Permanent	Temporary
Female	41	0
Male	48	0

FY2024

Gender	Permanent	Temporary
Female	35	0
Male	50	0

SGX Core 14 & 15) Average Training Hours per Employee

Financial Year	Average hours of training undertaken per male employee	Average hours of training undertaken per female employee	Average hours of training undertaken per senior management employee	Average hours of training undertaken by middle management employees	Average hours of training undertaken by non-management employees	Average hours of training undertaken by technical employees	Average hours of training undertaken by administrative employees	Average hours of training undertaken by production employees
2025	13.11 Hours	6.99 Hours	4.35 Hours	5.05 Hours	0 Hours	5.31 Hours	9.92 Hours	14.98 Hours
2024	9.91 Hours	4.06 Hours	1.6 Hours	3.04 Hours	0 Hours	5.53 Hours	6.92 Hours	11.97 Hours

SGX Core 16, 17 & 18) Work-Related Injuries and Fatalities

Financial Year	i. a) The Number of Fatalities as a Result of Work-related Injury	i. b) The Rate of Fatalities as a Result of Work-related Injury	ii. a) The Number of High-consequence Work-related Injuries (Excluding Fatalities)	ii. b) The Rate of High-consequence Work-related Injuries (Excluding Fatalities)	iii. a) The Number of Recordable Work-related Injuries	iii. b) The Rate of Recordable Work-related Injuries	iv. The Main Types of Work- related Injury	v. The Number of Hours Worked in Factory
2025	0	0	0	0	0	0	N/A	128,008 Hours
2024	0	0	0	0	0	0	N/A	142,577 Hours

FY2025 and FY2024 Latest Explain / Notes: Rate of recordable work-related injuries = Number of recordable work-related injuries ÷ Number of hours worked in factory x 223,100. Rate is calculated based on 223,100 hours worked and it indicates the number of work-related injuries per 100 full-time workers over a one-year timeframe, based on the assumption that one full-time worker works 2,231 hours per year.

SGX Core 19) Work-Related Ill Health Cases

Financial Year	i. The Number of Fatalities as a Result of Work-related ill Health	ii. The Number of Cases of Recordable Work-related ill Health	iii. The Main Types of Work-related ill Health
2025	0	0	N/A
2024	0	0	N/A

Board Independence

Board independence occurs when a board member has not been and is not currently employed by the Company or its auditor and the board member's employer doesn't do a significant amount of business with the Company.

	As at 30 June 2025	As at 30 June 2024
i) Is Independence a Primary Consideration During the Selection Process for New Board Members of the Company?	Yes	Yes
ii) How Many Board Members Does the Company Have as at 30 June ?	6	6
iii) How Many of Those Members are Independent Directors as at 30 June ?	2	2
iv) The Percentage of Directors Who Are Independent Board Members as at 30 June	33.33%	33.33%

Please refer to page 78 of the Group's Annual Report for FY2025 which is available on SGX website and www.santak.com.sg.

Female Board Members

Board diversity aims to cultivate a broad spectrum of demographic attributes and characteristics in the boardroom. A simple and common measure to promote heterogeneity in the boardroom – commonly known as gender diversity – is to include female representation on the board. The Company has one female board member in FY2025 (FY2024: One).

The Company recognises and embraces the benefits of diversity of experience, skill sets, gender, age and ethnics on the Board and had adopted a written Board Diversity Policy to comply with Rule 710A of the Catalist Rules during the year. The Company views Board Diversity as an essential element to attain its strategic objectives and sustainable development. Please refer to pages 78-79 of the Group's Annual Report for FY2025 which is available on SGX website and www.santak.com.sg.

GOVERNANCE

Female Board Members

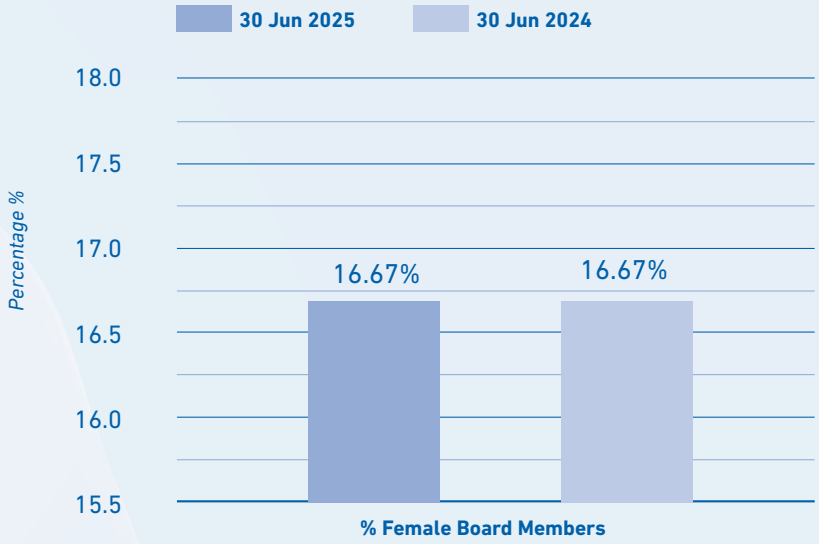

Assurance of Sustainability Report

Level of Assurance - Internal Assurance
The scope of internal audit covers the review of the following: (i) established policies and procedures; (ii) the primary components of sustainability report as set out in SGX-ST Catalist Rules 711B(1); (iii) identification of material ESG factors; (iv) selection of sustainability reporting framework; (v) sustainability data collation process; and (vi) review of disclosure against SGX Core ESG metrics. The internal review was performed in accordance with the International Standards for the Professional Practice of Internal Auditing issued by The Institute of Internal Auditors. The Company's procedures over sustainability disclosures have been aligned with the Company's existing internal audit review frameworks for other management information, such as financial information or production data.

Reference to the external assurance report, statements, or opinions
Not applicable

Relationship to Assurer
Audit Alliance LLP, the Group's internal auditor was appointed to conduct an internal audit review of this Report. Audit Alliance LLP is an independent third party not related to the Group.

SGX CORE GOVERNANCE QUESTIONS

SGX Core 20a) Board Independence

Financial Year	i) Is Independence a Primary Consideration During the Selection Process for New Board Members of the Company?	ii) How Many Board Members Does the Company Have?	iii) How Many of Those Members are Independent Directors?	iv) The Percentage of Directors Who Are Independent Board Members
2025	Yes	6	2	33.33%
2024	Yes	6	2	33.33%

SGX Core 20b) Board Composition
DATE: As At 30 June 2025

Member	i. Executive or Non-executive	ii. Independence	iii. Tenure on the Governance Body	iv. a) Number of Each Individual's Other Significant Positions and Commitments	iv. b) The Nature of the Commitments	v. Gender	vi. Membership of Under-represented Social Groups	vii. Competencies Relating to Economic, Environmental, and Social Topics	viii. Stakeholder Representation
Chen Yeow Sin	Non-executive	Yes	2	Refer to Notes	Refer to Notes	Male	Not applicable	Attended ESG course co-organized by SGX-ST.	Not applicable.
Tan Chee Hawai	Executive	No	13	Refer to Notes	Refer to Notes	Male	Not applicable	Attended ESG course conducted by Singapore Institute of Directors and session conducted by external consultant.	Not applicable
Ng Weng Wei	Executive	No	24	Refer to Notes	Refer to Notes	Male	Not applicable	Attended ESG course conducted by Singapore Institute of Directors and sessions conducted by external consultant.	Not applicable
Tan Sin Hock	Non-executive	No	24	Refer to Notes	Refer to Notes	Male	Not applicable	Attended ESG course conducted by Singapore Institute of Directors and session conducted by external consultant.	Not applicable
Heng Kheng Hwai	Non-executive	No	24	Refer to Notes	Refer to Notes	Female	Not applicable	Attended ESG course conducted by Singapore Institute of Directors and session conducted by external consultant.	Not applicable
Cheam Heng Haw	Non-executive	Yes	1	Refer to Notes	Refer to Notes	Male	Not applicable	Attended ESG course co-organized by Institute of Singapore Chartered Accountants.	Not applicable

SGX CORE
GOVERNANCE QUESTIONS

DATE: As At 30 June 2024

Member	i. Executive or Non-executive	ii. Independence	iii. Tenure on the Governance Body	iv. a) Number of Each Individual's Other Significant Positions and Commitments	iv. b) The Nature of the Commitments	v. Gender	vi. Membership of Under-represented Social Groups	vii. Competencies Relating to Economic, Environmental, and Social Topics	viii. Stakeholder Representation
Lee Keen Whye	Non-executive	Yes	23	Refer to Notes	Refer to Notes	Male	Not applicable	Attended ESG course conducted by Singapore Institute of Directors and session conducted by external consultant.	Not applicable.
Tan Chee Hawai	Executive	No	12	Refer to Notes	Refer to Notes	Male	Not applicable	Attended ESG course conducted by Singapore Institute of Directors and session conducted by external consultant.	Not applicable
Ng Weng Wei	Executive	No	23	Refer to Notes	Refer to Notes	Male	Not applicable	Attended ESG course conducted by Singapore Institute of Directors and sessions conducted by external consultant.	Not applicable
Tan Sin Hock	Non-executive	No	23	Refer to Notes	Refer to Notes	Male	Not applicable	Attended ESG course conducted by Singapore Institute of Directors and session conducted by external consultant.	Not applicable
Heng Kheng Hwai	Non-executive	No	23	Refer to Notes	Refer to Notes	Female	Not applicable	Attended ESG course conducted by Singapore Institute of Directors and session conducted by external consultant.	Not applicable
Chen Yeow Sin	Non-executive	Yes	1	Refer to Notes	Refer to Notes	Male	Not applicable	Attended ESG course co-organized by SGX-ST.	Not applicable

FY2025 and FY2024 Latest Explain / Notes: The number and nature of each Director's other significant positions and commitments are provided in the Annual Report FY2025 and FY2024 – Directors and Management Executives Profile section.

SGX Core 21) Women on The Board

Financial Year	Number of Individuals in the Organization's Governance Body	i. a) Percentage Male	i. b) Percentage Female	Total Percentage by Gender	ii. a) Percentage Under 30 Years Old	ii. b) Percentage 30-50 Years Old	ii. c) Percentage Over 50 Years Old	Total Percentage by Age Group	iii. a) Percentage defined within a Disability Group	iii. b) Percentage defined as a Minority Group
2025	6	83.33	16.67	100	0	16.67	83.33	100	0	0
2024	6	83.33	16.67	100	0	0	100	100	0	0

SGX CORE GOVERNANCE QUESTIONS

SGX Core 23a) Anti-Corruption Disclosures - Operations Assessed for Risks Related to Corruption

FY2025 / FY2024

The Group's system of internal controls and risk management include policies and processes to identify and mitigate operational risks related to corruption. In ensuring that all laws and regulations including those related to anti-corruption practices, are complied with, the management has implemented a set of policy and procedures and put in place a whistleblowing framework, which provide staff with accessible channels within the Group for reporting possible improprieties in matters of anti-corruption, financial reporting or other matters in confidence so that appropriate follow-up actions will be taken.

The Whistle-blowing policy of the Company has designated an independent function, the Audit Committee ("AC"), to investigate whistleblowing reports made in good faith, ensures that the identity of the whistleblower is kept confidential, discloses its commitment to ensure protection of the whistleblower against detrimental or unfair treatment and the AC is responsible for oversight and monitoring of whistleblowing. Concerns or information should be raised in person or provided in writing to the AC. The Group assures the whistleblower that any concern raised or information provided will be investigated. This is done to instil high standards of good business practices within the Group. For the financial year ended 30 June 2025, there were nil reported incident pertaining to whistle blowing (FY2024: nil).

The Board is committed to upholding high standards of corporate governance practices throughout the Group that are in line with the Code of Corporate Governance 2018. The Board will also ensure that there is compliance with the other relevant regulations, notices, circulars, and guidelines that may be issued by the Monetary Authority of Singapore ("MAS") and the SGX-ST. Explanations will be provided should there be any deviations. For the Group's FY2025 detailed Report on Corporate Governance, please refer to the Group's Annual Report for FY2025 which is available at SGX website and www.santak.com.sg.

The Board comprises Directors who provide core competencies in accounting and finance, business management experience, industry knowledge, legal, strategic planning and customer-based experience and knowledge. Where appropriate, the Directors receive relevant briefings from time to time on new updates in relation to regulatory changes to accounting standards, Listing Manual, corporate governance and other regulations or statutory requirements. The Independent and Non-Executive Directors are encouraged to constructively challenge and help develop proposals on strategy. They are also encouraged to meet regularly and when circumstances require without management's presence. Each key executive at the Group's leadership is highly experienced in this industry and collectively as a whole, are able to competently handle all operational matters of the Group.

We carry out our operations responsibly so as to continuously create sustainable value for our customers and shareholders. The Board is responsible for the governance of risk and ensures that management maintains a sound system of risk management and internal controls, to safeguard the interests of the company and its shareholders. Management team is responsible for implementing the risk management policies as well as a Group-wide system for internal assurance. The Group ensures that rigorous procedures are in place to adequately and effectively manage risks faced by its business divisions during the course of daily operations and long- term business planning. The Group has in place a system of internal controls that address financial, operational, compliance and information technology risks, and risk management systems, to safeguard Shareholders' investment and the Group's assets. The internal controls maintained by the management, includes inter alia the SAP Enterprise Resources Planning (ERP) system and the ISO 9001: 2015 Quality Management System, are in place throughout the financial year to provide reasonable assurance against material financial misstatements or loss, and include the safeguarding of assets, the maintenance of proper accounting records, compliance with appropriate legislation, regulations and best practices, and the identification and containment of operational and business risks including operational risks related to corruption.

The Board recognises that the internal controls system provides reasonable but not absolute assurance to the integrity and reliability of the financial information and to safeguard the accountability of the assets of the Group. The system of internal controls is designed to manage rather than eliminate the risk of failure to achieve business objectives. The internal auditor and the external auditor in the course of their statutory audit, carry out a review of the effectiveness of the Group's material internal controls to the extent of their scope as laid out in their respective audit plans. Material non-compliance and internal control weaknesses noted during their audits, and the internal and external auditors' recommendations, are reported to the AC. In addition, the AC and the Board reviews the Group's internal controls and risk management practices annually, taking into consideration the risks to which the business is exposed to, the likelihood of the occurrence of such risks and the cost of implementing mitigating controls. Based on the internal controls established and maintained by the Group, work performed by the internal auditor, the external auditor and ISO 9001 auditor as well as reviews performed by the management, AC and the Board, the Board with the concurrence of the AC is of the opinion that the Group's internal controls, addressing financial, operational, compliance and information technology risks, and risk management system, are adequate and effective to meet the needs of the Group within the current scope of the Group's business operations.

SGX CORE
GOVERNANCE QUESTIONS

SGX Core 23b) Anti-Corruption Disclosures - Communication about Anti-Corruption Policies and Procedures

FY2025

Region	Employee Category	Total Number of Employees	Total Number of Employees That the Organization's Anti-corruption Policies and Procedures Have Been Communicated	Percentage of Employees That the Organization's Anti-corruption Policies and Procedures Have Been Communicated
Asia (except Japan)	Administrative	12	12	100
Asia (except Japan)	Non-management	1	1	100
Asia (except Japan)	Production	42	42	100
Asia (except Japan)	Middle management	11	11	100
Asia (except Japan)	Senior management	10	10	100
Asia (except Japan)	Technical	13	13	100

FY2024

Region	Employee Category	Total Number of Employees	Total Number of Employees That the Organization's Anti-corruption Policies and Procedures Have Been Communicated	Percentage of Employees That the Organization's Anti-corruption Policies and Procedures Have Been Communicated
Asia (except Japan)	Administrative	12	12	100
Asia (except Japan)	Non-management	1	1	100
Asia (except Japan)	Production	35	35	100
Asia (except Japan)	Middle management	12	12	100
Asia (except Japan)	Senior management	10	10	100
Asia (except Japan)	Technical	15	15	100

FY2025 and FY2024 Latest Explain / Notes: Anti-corruption policies and procedures are posted on employees notice boards for existing employees and included in letters of employment for new employees from FY2023.

SGX Core 23c) Anti-Corruption Disclosures - Confirmed Incidents of Corruption and Actions Taken

FY2025 / FY2024

Financial Year	Number of Incidents of Corruption	Nature of Incidents of Corruption
2025	0	Not applicable
2024	0	Not applicable

SGX CORE GOVERNANCE QUESTIONS

SGX Core 24) Anti-Corruption Training for Employees

FY2025

Region	Employee Category	Total Number of Employees That Have Received Training on Anti-Corruption?	Percentage of Employees That Have Received Training on Anti-Corruption?
Asia (except Japan)	Production	0	0
Asia (except Japan)	Middle management	0	0
Asia (except Japan)	Non-management	0	0
Asia (except Japan)	Administrative	0	0
Asia (except Japan)	Senior management	0	0
Asia (except Japan)	Technical	0	0

FY2024

Region	Employee Category	Total Number of Employees That Have Received Training on Anti-Corruption?	Percentage of Employees That Have Received Training on Anti-Corruption?
Asia (except Japan)	Production	0	0
Asia (except Japan)	Middle management	0	0
Asia (except Japan)	Non-management	0	0
Asia (except Japan)	Administrative	0	0
Asia (except Japan)	Senior management	0	0
Asia (except Japan)	Technical	0	0

SGX Core 25) List of Relevant Certifications

FY2025

Certification Name	Certification Period	Certification Body
ISO 9001 : 2015	24 January 2025 to 23 January 2028	SOCOTEC Certification Singapore Pte Ltd
Fire Certificate	27 May 2025 to 26 May 2026	Jabatan Bomba dan Penyelamat Malaysia
Factory and Machinery Certificate of Fitness and Inspections	6 June 2025 to 20 August 2026	Jabatan Keselamatan Dan Kesihatan Perkerjaan Johor

FY2024

Certification Name	Certification Period	Certification Body
ISO 9001 : 2015	24 January 2022 to 23 January 2025	SOCOTEC Certification Singapore Pte Ltd
Fire Certificate	8 May 2024 to 7 May 2025	Jabatan Bomba dan Penyelamat Malaysia
Factory and Machinery Certificate of Fitness and Inspections	29 May 2024 to 28 August 2025	Jabatan Keselamatan Dan Kesihatan Perkerjaan Johor

SGX CORE
GOVERNANCE QUESTIONS

SGX Core 26) Alignment with Frameworks and Disclosure Practices

FY2025 / FY2024
This Sustainability Report is aligned with SGX-ST Catalist Rules 711A, 711B and Practice Note 7F Sustainability Reporting Guide and has been prepared with reference to SGX ESGenome's SGX Core ESG metrics and recommendations of the TCFD. It has also been prepared with reference to the GRI standards.

SGX Core 27a) Assurance of Sustainability Report

FY2025 / FY2024

Level of Assurance	Describe Scope of Assurance
Internal assurance	The scope of internal audit covers the review of the following: (i) established policies and procedures; (ii) the primary components of sustainability report as set out in SGX- ST Catalist Rules 711B(1); (iii) identification of material ESG factors; (iv) selection of sustainability reporting framework; (v) sustainability data collation process; and (vi) review of disclosure against SGX Core ESG metrics. The internal review was performed in accordance with the International Standards for the Professional Practice of Internal Auditing issued by The Institute of Internal Auditors. The Company's procedures over sustainability disclosures have been aligned with the Company's existing internal audit review frameworks for other management information, such as financial information or production data.

SGX Core 27b) If the Report Has Been Externally Assured

FY2025 / FY2024
Not applicable

FY2025 and FY2024 Latest Explain / Notes: Audit Alliance LLP, the Group's internal auditor was appointed to conduct an internal audit review of this Report. Audit Alliance LLP is an independent third party not related to the Group.

SGX CORE GOVERNANCE QUESTIONS

SGX Core 28a) Description of Firm's Sustainability Practices - Identification of Material ESG Factors

FY2025
This Report for the Group is prepared in accordance with the SGX-ST Catalist Rules 711A, 711B and Practice Note 7F Sustainability Reporting Guide and has been prepared with reference to SGX Core ESG metrics and recommendations of the TCFD on SGX ESGenome to the best of our knowledge. It has also been prepared with reference to the GRI Standards. The reporting period is for the sustainability performance of the Group for FY2025. All data and activities reported are with respect to the time frame from 1 July 2024 to 30 June 2025, unless stated otherwise. The Report aims to disclose our ESG performance against the issues that are considered most material to our company's stakeholders and this includes shareholders, suppliers, customers, management and employees. The objective of preparing this Report is to inform our stakeholders of the initiatives and strategies related to sustainability that we are currently embarking on. Our data is reported in good faith to the best of our knowledge and is subject to internal audit review. Currently, there is no external assurance for this Report. The content of this Report is defined by the 4 Content Reporting Principles established by GRI : Stakeholder Inclusiveness, Sustainability Context, Materiality and Completeness.

PRINCIPLES	OBJECTIVE
Stakeholder Inclusiveness	Defining stakeholders and explaining how the Group has responded to their expectations and interests.
Sustainability Context	Presenting the Group's performance in the wider context of sustainability.
Materiality	Identifying the Group's material ESG factors.
Completeness	Disclosing material ESG factors and boundaries to assess the Group's performance in the reporting period.

A copy of this Report can be found on SGXNet and the Company's website at www.santak.com.sg.

The Board recognises that stakeholders play an important strategic role in maintaining the Company's long-term growth. In FY2018, we engaged our key stakeholders through a stakeholder engagement and materiality assessment workshop to identify the ESG factors that the Group considered important to stakeholders. These key stakeholders were identified based on their ability to influence our performance and provide effective solutions to incorporate sustainability into our operations. The ESG factors were then risk ranked and prioritised based on their impact on the business and how important stakeholders considered each aspect. The materiality assessment process led Santak's management to identify the material ESG factors in the sustainability report. These material ESG factors were reviewed and approved by the Board. The process of setting long-term targets for the material ESG factors is currently deferred till a time when adequate data is available to set reasonable long-term targets.

In FY2025, these material ESG factors were reviewed by the Sustainability Committee ("SC") and the Board to ensure their continued relevance. The SC and the Board will review the material ESG factors again in subsequent reporting periods to ensure that the material ESG factors continue to be important and relevant to our stakeholders.

Material ESG Factors Identified

Material ESG Factors	Title
Environmental Management	Energy Consumption (Scope 1 and Scope 2 Emissions)
Environmental Management	Emissions, Effluents and Waste
Social Management	Occupational Health and Safety
Economic Sustainability	Economic Performance
Governance	Sustainability Governance

SGX CORE
GOVERNANCE QUESTIONS

SGX Core 28b) Description of Firm's Sustainability Practices - Material ESG Factors

FY2025

Material ESG Factors	Policies, Practices and Performance, Targets, Risks and Opportunities
ENVIRONMENTAL MANAGEMENT	**ENERGY CONSUMPTION (SCOPE 1 AND SCOPE 2 EMISSIONS)** We are committed to minimizing the negative impact to our environment. We support international and Singapore efforts to reduce carbon emission. At Santak, we utilise a wide variety of precision engineering CNC machines and equipment to deliver the best quality that a precision engineering manufacturer can offer. These high precision CNC machines and equipment as well as air- conditioning contribute to the majority of our electricity energy consumption as well as our greenhouse gas ("GHG") Scope 1 and 2 total emissions. We recognise the importance of properly managing and regulating our energy consumption so as to keep our operational costs low and help reduce the impact on the environment. We have a maintenance team of trained individuals to keep track of our energy consumption. The monitoring of our energy consumption is reviewed monthly by our maintenance team who will analyse the monthly energy consumption. Energy surges which rarely occur, if identified within different operational areas will be investigated for possible faults in the machines and equipment. If necessary, repairs will be carried out should faults be discovered. All employees switch off lightings, air conditioners and other electrical appliances when not in use. With these practices established, we aim to improve efficiency in our energy usage to optimise our consumption. In FY2025, the total energy consumption amounted to 1,342.92 MWh (FY2024: 963MWh) and our GHG Scope 1 and 2 total emission was approximately 754.28 metric tonnes (FY2024: 533.23 metric tonnes). Data for GHG Scope 3 is not available. The method used to calculate energy consumption is based on the compiled electricity bills taken for the reporting year. Our target is to maintain or reduce carbon footprint and GHG emissions intensity of our operations. Controlling GHG emission is critical to mitigating the adverse impacts of climate change. Higher temperatures will lead to increase in energy consumption in order to moderate temperature at workplace. This will result in higher operating expenses and overheads related to energy and electricity costs. This can be mitigated by improving energy efficiency of our operations and use of low-carbon alternative energy sources as they become operationally and economically more viable. Increased frequency and intensity of extreme weather events can cause disruption to our operations, damage to assets and threaten workplace safety. This will lead to higher capital expenses and operating expenses associated with asset replacement and repair, lost work time and workplace insurance. In addition, regulations aimed at reducing carbon emissions and mitigating the effects of climate change will increase compliance costs in the form of carbon taxes and carbon credits, as well as costs associated with managing and reporting of regulatory compliance matters. The Group aims to conduct further scenario analysis due to climate-related changes when such data is available in the future.
ENVIRONMENTAL MANAGEMENT	**EMISSIONS, EFFLUENTS AND WASTE** Santak conduct business in a manner that respects the environment by minimizing the negative environment impact. Santak is committed to protecting the environment and actively implement activities to meet relevant regulations. Employees are trained and encouraged to support these initiatives.

SGX Core 28b) Description of Firm's Sustainability Practices - Material ESG Factors (Cont'd)

FY2025

Material ESG Factors	Policies, Practices and Performance, Targets, Risks and Opportunities
ENVIRONMENTAL MANAGEMENT	**EMISSIONS, EFFLUENTS AND WASTE (CONT'D)** **Oil Emissions** Oil emission level from the machining process which uses coolant oil within factory premise is monitored to ensure minimal oil and particulate generation. Oil filters are installed on our CNC machines to reduce these exhaust. Oil filter maintenance program has been implemented in our Johor factory and we conducted the Chemical Exposure Monitoring under the Malaysia Occupational Safety and Health (Use And Standards Of Exposure Of Chemicals Hazardous To Health) Regulations, 2000 ("USECHH Regulations 2000") in our Johor factory in April 2021. The result of the Chemical Exposure Monitoring Report issued on 16th April 2021 as performed by a Malaysia Department of Occupational Safety and Health ("DOSH") Registered Hygiene Technician showed that airborne concentrations of chemicals exposure at the designated sampling personnel are well below the Permissible Exposure Limits (PEL) as specified in the Stipulated Regulations (Schedule 1 of USECHH Regulations 2000). As such, our current oil filter maintenance program in the Johor factory is effective in controlling the oil emission level. We target to maintain future Chemical Exposure Monitoring for airborne concentrations of chemicals exposure (oil mist) to be below the PEL as stated in the Stipulated Regulations. Under the Stipulated Regulations, the Chemical Exposure Monitoring is to be conducted on a five-years interval basis. **Effluents And Waste** Santak has actively seek to reduce its operational impact on the environment, and has stringent corporate responsibility and sustainability practices to manage its industrial waste, such as raw material scrap, chemical and general waste, by engaging licensed waste management collectors and recycling and reusing where possible. Waste generation is continually being monitored and reduced through internal process improvement activities. One way is through the usage of "to-size" material and constant monitoring and communication with customers to avoid or reduce any ad hoc purchase of unsuitable size raw materials which generates more scrap metal wastage from the manufacturing process. Our Engineering Department will continuously explore different material sizes, machines, processes, methods and measurements for improvement opportunities. Scrap metal from manufacturing process are collected and sold to licensed scrap metal collection companies for subsequent recycling. Chemical waste from machining and degreasing processes are segregated and stored in drums to prevent spillage during transportation. These are sealed, labelled and kept in dedicated location to be collected for safe disposal by appointed licensed waste management contractor approved by the Authority. During FY2025, the Malaysian Department of Environment ("DOE") officer conducted an assessment on the Group's Johor factory in February 2025 and imposed a fine of approximately S$907 (FY2024: S$1,726) for not fully compliance with certain requirements under the Environmental Quality (Scheduled Wastes) Regulations 2005 of the Environmental Quality Act 1974. The Johor factory has since taken steps to rectify and comply with the requirements. We target to continue to ensure the safe disposal of effluents and waste to prevent any major pollution incident in the Group's manufacturing factory for FY2026. Any serious pollution incident can cause disruption to operations, damage to the environment and threaten workplace safety. This may lead to exposure to regulatory actions or litigation, higher operating expenses associated with clean-up cost, lost work time and workplace insurance. Our employees can be better equipped with training on workplace safety and incident management to avoid or respond to incidents and injuries to mitigate such risks.

SGX CORE
GOVERNANCE QUESTIONS

SGX Core 28b) Description of Firm's Sustainability Practices - Material ESG Factors (Cont'd)

Material ESG Factors	Policies, Practices and Performance, Targets, Risks and Opportunities
SOCIAL MANAGEMENT	**OCCUPATIONAL HEALTH AND SAFETY** As a responsible employer, we take our responsibility to provide a healthy and safe working environment seriously. We believe it is very important to minimize the risks of work-related injury and illness. We are committed to adhering to local safety laws and regulations. A Safety and Health Committee ("SHC") headed by the Assistant Production Manager had been established and an internal full time safety officer employed. Employees are required to abide by the relevant health and safety measures and undertake reasonably practicable steps to ensure workplace safety. Regular reviews are conducted to improve our existing safety standards and practices. In addition, we conduct regular safety inspections at our facilities to identify potential health and safety risks and take preventive measures wherever necessary. Our Safety and Health policies, practices and performance include the followings: **Work-Related Injury** We record all work-related injury, regardless of its severity and conduct follow up for implementation of corrective action plan. Employees are required to follow the emergency procedures by informing the manager and/or supervisor in-charge to take necessary actions. For FY2025, the work-related accident injuries frequency rate at the Group's manufacturing facilities was Nil (FY2024: Nil) work-related accident injury and Nil (FY2024: Nil) work-related fatality. We continue to encourage employees to work towards and maintain the target of Nil work-related serious injury and Nil work-related fatality in future. **Noise Monitoring** In line with the requirements under the Malaysia Occupational Safety and Health (Noise Exposure) Regulations 2019 (the "Stipulated Regulations") a Baseline Noise Risk Assessment was conducted in April 2021 to determine the noise levels, identify noise areas/sources and their characteristics emitted at the work place by using sound level meter. This exercise helped to map the factory work area into different noise zones according to the permissible noise levels as well as identified and classified operation workers according to their work and work areas. This assessment included conducting personal noise exposure monitoring by using noise dosimeters on workers with highest risk of noise exposure level. Relevant employees using airguns were found to be exposed to noise level exceeding the acceptable noise level and were provided with Personal Hearing Protectors ("PHP") or Personal Protective Equipment ("PPE") such as special earplugs (NRR 29 dB rating) for hearing protection and silencers for airguns to ensure exposure to noise is minimized. Noise Monitoring or Noise Risk Assessment are conducted on a five-years interval basis in our Johor factory in line with the Stipulated Regulations. In addition, trainings and education were provided to employees exposed to such noise level. All other operation workers are still be required to wear hearing protection earplugs when working on the factory floor. A noise dosimeter was also purchased for in house monitoring of the noise level generated within the production areas which was performed in October 2024 (FY2024: November 2023). The annual Audiometric Examination or hearing test for FY2025 was conducted in December 2024 by external Registered Audiometric Technicians for employees who work in mainly the CNC machining areas as well as other departments. In FY2025, Nil (FY2024: One) employee was found to have abnormal hearing. In FY2024, the one employee found to have abnormal hearing was examined by the occupational health doctor and recommended by the doctor to continue with annual audiometry test, use of PHP such as earplug and be given education and training. We target to perform the Audiometric Examination or hearing test annually in the future.

SGX Core 28b) Description of Firm's Sustainability Practices - Material ESG Factors (Cont'd)

Material ESG Factors	Policies, Practices and Performance, Targets, Risks and Opportunities
SOCIAL MANAGEMENT	**OCCUPATIONAL HEALTH AND SAFETY (CON'T)** **Chemical Health Risk Assessment** In FY2025, the Group conducted the Chemical Health Risk Assessment ("CHRA") under the Malaysia Occupational Safety and Health (Use And Standards Of Exposure Of Chemicals Hazardous To Health) Regulations, 2000 ("USECHH Regulations 2000") in our Johor factory in February 2025. The result of the CHRA Report issued in April 2025 as performed by a Malaysia Department of Occupational Safety and Health ("DOSH") Registered Inspector gave the recommendations for minor improvements such as to supply R95 masks to operators in certain departments and preparation of bilingual safety data sheets for displays near the chemical usage locations. Under the USECHH Regulations 2000, the CHRA is to be conducted on a five-years interval basis. **Safety Trainings** Internal trainings on general safety and health such as introduction trainings on occupational safety and health at workplace, safety induction and proper usage of PPE, in-house fire-fighting equipment usage, tool box meetings as well as first aid training and first aid box usage and replenishment etc continues to be conducted periodically. The Group targets to maintain such trainings in the future. External safety and health related trainings such as first aids training was attended by relevant staffs and the Certified Environmental Professional in Scheduled Waste Management (CePSWaM) course certificate by our factory safety officer was renewed during FY2025. **Safety Audit And Review** In FY2025, the Group's Johor factory conducted and passed the Workplace Self-Rating in April 2025 in accordance with Malaysia Department of Occupational Safety and Health ("DOSH") requirements. In prior year, a DOSH officer conducted a Workplace Assessment in February 2024 and the Johor factory passed the workplace assessment by DOSH. We target to continue to pass the workplace self rating or assessment by DOSH in the future.

SGX CORE GOVERNANCE QUESTIONS

SGX Core 28b) Description of Firm's Sustainability Practices - Material ESG Factors (Cont'd)

Material ESG Factors	Policies, Practices and Performance, Targets, Risks and Opportunities
SOCIAL MANAGEMENT	**OCCUPATIONAL HEALTH AND SAFETY (CONT'D)** **Fire Certificate And Fire Drill** Our Johor factory had renewedits Fire Certificate in May 2025 which certified that the factory has complied with the requirements relating to fire-fighting equipment or fire safety installation as well as a fire safety organization has been established and a fire and emergency response plan has been prepared in accordance with the Fire Services Act 1988 of Malaysia. A fire drill evacuation exercise was held in June 2025 in our Johor factory for emergency preparedness. In-house fire-fighting equipment such as fire extinguisher usage demonstration was also performed during the fire drill evacuation exercise. We target to hold the fire drill evacuation exercise annually. Increased frequency and intensity of extreme weather events and rising temperatures present health and safety risks and can lead to incidents, disruption to operation, illness or injuries. This will lead to higher capital expenses and operating expenses associated with asset replacement and repair, temperature moderation, lost work time and workplace insurance. Employees can be better equipped with training on workplace safety and incident management to avoid or respond to incidents and injuries to mitigate such risks. The Group has considered other social factors such as labor rights and product responsibility and has policy in place to follow the Employment Act in Singapore and Malaysia.
ECONOMIC SUSTAINABILITY	**ECONOMIC PERFORMANCE** For FY2025, the Group revenue was S$7.37 million (FY2024: S$8.18 million) and was in a net equity position of S$7.45 million as at 30 June 2025 (FY2024: S$9.71 million). Economic sustainability or performance is defined as one of the most material aspect because, like most companies, our economic sustainability ensures our long-term viability and enables the execution of sustainability strategies. For a detailed breakdown of our FY2025 financial results, please refer to the Group's Annual Report for FY2025 which is available at SGX website and www.santak.com.sg. Our target is to achieve economic sustainability. The Group faces a fast-changing business environment which is increasingly competitive and changing in technology as the world moves towards a low carbon economy. Over a longer term, the Group is committed to leverage on its experience and expertise in its core business to achieve economic sustainability.
GOVERNANCE	**SUSTAINABILITY GOVERNANCE** Please refer to page 17 to 31 of this Report for details.

SGX CORE GOVERNANCE QUESTIONS

SGX Core 28c) Description of Firm's Sustainability Practices - Stakeholder Engagement

FY2025 / FY2024

Engagements with stakeholders are via employees training programmes, surveys and meetings and site visits by customers, meetings and site visits with suppliers, public communication via corporate website and SGXNet, shareholder meetings with capital providers as well as industry forums and support for government initiatives.

SGX Core 28d) Description of Firm's Sustainability Practices - Board Statement

FY2025

The Board of Directors at Santak Holdings Limited (the "Company" or "Santak") is pleased to publish the Group's Sustainability Report (the "Report") for the Company and its subsidiary companies (the "Group") for the financial year ended 30 June 2025 ("FY2025"). Santak believes sustainability issues, including climate-related issues, are important for business and striving for sustainability in business has become more of a requirement rather than an option. We pursue our business goals and drive our sustainability initiatives forward so as to integrate economic, environmental, social and governance (ESG) considerations into our long-term business strategy formulation.

We continue to focus on the material ESG sustainability factors which we had identified in our previous years' reports deemed material to our business and stakeholders namely Energy Consumption; Emissions, Effluents and Waste, Occupational Health and Safety, Economic Performance / Sustainability as well as Sustainability Governance. The Board reviewed the identification, management and monitoring of the material ESG factors in this Report.

A Sustainability Committee ("SC"), reporting to the Board, was set up in FY2023 to provide greater focus in overseeing sustainability issues. The SC roles include the oversight of the Group's ESG strategy and issues, to review and make recommendations to the Board to ensure that material ESG factors and related risks and opportunities are identified, evaluated and managed, ensure proper governance is in place for sustainability matters, monitor the implementation and progress towards sustainability strategy, ensure compliance with ESG related laws, rules and regulations as well as review the sustainability report and recommend it to the Board for approval, amongst other.

To be read in conjunction with its FY2025 Annual Report, this Report addresses the Group's material ESG factors from 1 July 2024 to 30 June 2025. All data is reported in good faith and to the best of our knowledge. This Report is aligned with Singapore Exchange Securities Trading Limited (SGX-ST) Catalist Rules 711A, 711B and Practice Note 7F Sustainability Reporting Guide and has been prepared with reference to SGX ESGenome's SGX Core ESG metrics and recommendations of the TCFD. It has also been prepared with reference to the GRI standards.

The Group publishes its Sustainability Report as a standalone report annually. This is the third year that the Group adopts SGX ESGenome disclosure platform to prepare and publish its Sustainability Report. The format of this Report follows closely the report format generated from SGX ESGenome based on the responses provided by the Group to the best of our knowledge on the platform for SGX Core and TCFD metrics. The ESG metrics for SGX Core and TCFD overlap in some areas, hence the SGX Core and TCFD sections of this Report contain certain questions and responses that are similar.

The Board would like to thank all stakeholders who have contributed to our sustainability effort and will continue to take a balanced approach in enhancing long term values which are sustainable to our stakeholders.

On behalf of the Board,

Chen Yeow Sin
Chairman
28 October 2025

ADDITIONAL SCOPE PACK SUBMISSIONS

TCFD

Committees Responsible for Decision-making on ESE Topics

FY2025 / FY2024
The Board is responsible for decision making on economic, environmental and social topics.

Process for Delegation

FY2025 / FY2024
The Board oversees and sets the strategic direction of the Group in relation to sustainability issues. The Sustainability Committee's ("SC") roles include oversight of the Group's ESG strategy and issues, review and make recommendations to the Board to ensure that material ESG factors and related risks and opportunities are identified, evaluated and managed, ensure proper governance is in place for sustainability matters, monitor the implementation and progress towards sustainability strategy, ensure compliance with ESG related laws, rules and regulations, and review the sustainability report and recommend it to the Board for approval, amongst other. The Management drives and implements the sustainability goals and strategy across the Group as well as to report on the sustainability efforts of the Group.

Executive-level Positions Responsible for Environmental Topics

DATE: FY2025 / FY2024

(a) Whether the organization has appointed an executive-level position or positions with responsibility for economic, environmental, and social topics.	(b) Whether post holders report directly to the highest governance body.
The Management is responsible for economic, environmental and social topics.	The Management reports to the SC on sustainability matters. The SC reports to the Board on sustainability matters, it reviews and makes recommendation to the Board.

Highest Governance Bodies Role - Environmental Topics

FY2025 / FY2024
The Board oversees and sets the overall strategic direction of the Group in relation to sustainability issues and is fully committed towards sustainable corporate practices. It ensures that sustainability issues, including climate-related issues, are considered when formulating strategies, policies and goals. The Board determines the sustainability framework of the Group and the material ESG factors that create significant long-term impact to the stakeholders due to the Group's activities and business relationships.

Governance Body: ESE Knowledge

FY2025 / FY2024
The Board, the Management and certain staffs attended seminars, workshops and trainings organized by Singapore Institute of Directors, SGX-ST, Institute of Singapore Chartered Accountants and independent consultants on TCFD and ESG related topics.

ADDITIONAL SCOPE PACK SUBMISSIONS

Highest Governance Body Role - ESE Risks

FY2025 / FY2024
The Group engaged our key stakeholders through a stakeholder engagement and materiality assessment workshop in FY2018 to identify the ESG factors that the Group considered important to stakeholders. These key stakeholders were identified based on their ability to influence our performance and provide effective solutions to incorporate sustainability into our operations. The ESG factors were then prioritised based on their impact on the business and how important stakeholders considered each aspect. The materiality assessment process led Santak's management to identify the material ESG factors in the sustainability report. These material ESG factors were reviewed and approved by the Board. In FY2025 and FY2024, the material ESG factors were reviewed by the SC and the Board to ensure their continued relevance:

Material ESG Factors	Title
Environmental Management	Energy Consumption (Scope 1 and Scope 2 Emissions)
Environmental Management	Emissions, Effluents and Waste
Social Management	Occupational Health and Safety
Economic Sustainability	Economic Performance
Governance	Sustainability Governance

The SC and the Board will review the material ESG factors again in subsequent reporting periods to ensure that the material ESG factors continue to be important and relevant to our stakeholders.

Highest Governance Body Role: ESE Risks Using Stakeholder Consultation

DATE: FY2025 / FY2024

i. Economic	ii. Environmental	iii. Social
Yes	Yes	Yes

Frequency of Review

FY2025 / FY2024
The Board, SC and Management review the material ESG factors annually.

Highest Committee That Reviews Sustainability Report

FY2025 / FY2024
The Board and SC review the Sustainability Report and the Board approves the Sustainability Report based on the recommendation of the SC.

Gross Direct (Scope 1) Emissions

FY2025	FY2024
11.37 Metric Tonnes	11.56 Metric Tonnes

ADDITIONAL SCOPE PACK SUBMISSIONS

Gases Included in (Scope 1)

FY2025	FY2024
CO2	CO2

Biogenic CO2 Emissions

FY2025	FY2024
Not Applicable	Not Applicable

Base Year - Scope 1

FY2025 / FY2024

Base Year	i. The Rationale for Choosing Base Year	ii. Emissions in the Base Year	iii. The Context for Any Significant Changes in Emissions That Triggered Recalculations of Base Year Emissions
FY2023	FY2023 being the year that the Group started calculating and reporting Scope 1 and Scope 2 GHG emissions.	11.09 Metric Tonnes	Not applicable

Source of Emissions Factors

FY2025 / FY2024
Scope 1 emission factor is based on International Organisation for Standardisation (ISO) - 14064 emission factor due to combustion of fuel.

Consolidation Approach for Emissions

FY2025 / FY2024
Consolidation approach for Scope 1 emission is based on equity share where the Company has majority financial and operational control.

Standards Used

FY2025 / FY2024
Scope 1 emission is based on fuel consumption of motor vehicles owned and operated by the Group multiply by ISO 14064 emission factor due to combustion of fuel.

Gross Location-based Indirect (Scope 2) Emissions

FY2025	FY2024
742.91 Metric Tonnes	521.67 Metric Tonnes

Gross Market-based Energy Indirect (Scope 2) Emissions

FY2025	FY2024
0 Metric Tonnes	0 Metric Tonnes

ADDITIONAL SCOPE PACK SUBMISSIONS

Gases Included in (Scope 2) Emissions

FY2025	FY2024
CO2	CO2

Base Year - Scope 2

FY2025 / FY2024

Base Year	i. The Rationale for Choosing Base Year	ii. Emissions in the Base Year	iii. The Context for Any Significant Changes in Emissions That Triggered Recalculations of Base Year Emissions
FY2023	FY2023 being the year that the Group started calculating and reporting Scope 1 and Scope 2 GHG emissions.	935.24 Metric Tonnes	Not applicable

Source of Emissions Factors

FY2025
Scope 2 emission factor is based on GHG emission intensity factor for 2024 of Tenaga Nasional Berhad in Malaysia (TNB) and electricity grid emission factor for 2023 from Energy Market Authority of Singapore (EMA).

FY2024
Scope 2 emission factor is based on GHG emission intensity factor for 2023 of Tenaga Nasional Berhad in Malaysia (TNB) and electricity grid emission factor for 2022 from Energy Market Authority of Singapore (EMA).

Consolidation Approach for Emissions

FY2025 / FY2024
Consolidation approach for Scope 2 emission is based on equity share where the Company has majority financial and operational control.

Standards Used

FY2025 / FY2024
Scope 2 emission is based on electricity consumption of the Group multiply by EMA electricity grid emission factor in Singapore and GHG emission intensity factor of Tenaga Nasional Berhad in Malaysia.

Gross Other Indirect (Scope 3) Emissions

FY2025	FY2024
Not Applicable	Not Applicable

Gases Included in (Scope 3) Emissions

FY2025	FY2024
Not Applicable	Not Applicable

Biogeni CO2 Emissions - Scope 3

FY2025	FY2024
Not Applicable	Not Applicable

ADDITIONAL SCOPE PACK SUBMISSIONS

Other Indirect (Scope 3) GHG Emissions Categories

FY2025	FY2024
Not applicable	Not applicable

Base Year - Scope 3

FY2025 / FY2024
Not Applicable

Source of Emissions Factors

FY2025	FY2024
Not Applicable	Not Applicable

Standards Used

FY2025	FY2024
Not Applicable	Not Applicable

GHG Emissions Intensity

FY2025	FY2024
0.00031	0.00026

FY2025 and FY2024 Latest Explain / Notes: Emission intensity (Metric Tonnes per unit of manufacturing revenue) = Total emission (Scope 1 and 2) (Metric Tonnes) / Manufacturing revenue (SGD)

Organization-specific Metric - Emissions

FY2025 / FY2024
The Group tracks CO2 emissions from motor vehicles owned and operated by the Group and electricity purchased by the Group from third party electricity providers.

Type of GHG Emissions in Intensity Ratio

FY2025	FY2024
Direct (Scope 1) Indirect (Scope 2)	Direct (Scope 1) Indirect (Scope 2)

Gases Included in Intensity

FY2025	FY2024
CO2	CO2

GHG Emissions Reduced Due to Reduction Initiatives

FY2025	FY2024
0 Metric Tonnes	0 Metric Tonnes

Gases Included In Emissions Reduction

FY2025	FY2024
Not Applicable	Not Applicable

ADDITIONAL SCOPE PACK SUBMISSIONS

Base Year - Emissions Reduction

FY2025 / FY2024

Base Year	i. The Rationale for Choosing Base Year	ii. Emissions in the Base Year	iii. The Context for Any Significant Changes in Emissions That Triggered Recalculations of Base Year Emissions
FY2023	FY2023 being the year that the Group started calculating and reporting Scope 1 and Scope 2 GHG emissions.	946.33 Metric Tonnes	Not applicable

FY2025 and FY2024 Latest Explain / Notes: Emissions in base year are the combined Scope 1 and 2 emissions

Scope for Emissions Reductions

FY2025	FY2024
Not Applicable	Not Applicable

Standards Used

FY2025	FY2024
Not Applicable	Not Applicable

Production, Imports and Exports of ODS

FY2025	FY2024
Not Applicable	Not Applicable

Substances Included in the Calculation

FY2025	FY2024
Not Applicable	Not Applicable

Source of the Emission Factors Used

FY2025	FY2024
Not Applicable	Not Applicable

Significant Air Emissions

FY2025	FY2024
Not Applicable	Not Applicable

Source of Emissions Factors

FY2025	FY2024
Not Applicable	Not Applicable

Standards Used

FY2025	FY2024
Not Applicable	Not Applicable

ADDITIONAL SCOPE PACK SUBMISSIONS

SGX Core 1a) GHG (CO2) Absolute Emissions – Total

FY2025	FY2024
754.28 Metric Tonnes	533.23 Metric Tonnes

FY2025 and FY2024 Latest Explain / Notes: Total absolute emissions are the combined Scope 1 and 2 emissions.

Location of the Organization's Headquarters

FY2025	FY2024
Singapore	Singapore

SGX Extended 1) Total Waste Generation Intensity

FY2025	FY2024
0.02	0.02

FY2025 and FY2024 Latest Explain / Notes: Total waste generation intensity = Waste generated (KGs) / Manufacturing revenue (SGD).

Percentage of Suppliers Who Report on Sustainability

FY2025	FY2024
Not Applicable	Not Applicable

FY2025 and FY2024 Latest Explain / Notes: We do not track the number of suppliers who report on sustainability practices presently. We procure from a diverse base of local and foreign suppliers. Our key procurement criteria include costs, timely delivery, quality and track record. We are committed to support suppliers that adopt responsible sustainable practices. We recognise that this may not always be possible given the diverse locations of our suppliers and sustainability related information from suppliers may also be limited. We aim to do suppliers assessment when such data is available in the future.

Water Risk Assessment

Financial Year	i. Current Status of Ecosystems and Habitats at Local Level	ii. Estimates of Future Potential Changes in the Status of Ecosystems and Habitats at a Local Level	iii. Scenario Analysis of Potential Changes in the Status of Ecosystems and Habitats at a Local Level
2025	N/A	N/A	N/A
2024	N/A	N/A	N/A

FY2025 and FY2024 Latest Explain / Notes: Water risk does not form part of the core business risks of the Group.

Investment in Water Recycling

FY2025	FY2024
SGD 0 million	SGD 0 million

FY2025 and FY2024 Latest Explain / Notes: Investment in water recycling/reuse infrastructure and technologies does not form part of the core business strategies and risks of the group.

ADDITIONAL SCOPE PACK SUBMISSIONS

Toxic Spills

Financial Year	Total number of recorded toxic spills during the reporting period?	Percentage of spills remediated?	Total volume of hazardous materials and wastes and petroleum products, released to waterways, soil and groundwater?
2025	0	0	0
2024	0	0	0

Nutrient Monitoring

FY2025	FY2024
Not Applicable	Not Applicable

Percentage of CAPEX on Sustainable Energy Solutions

FY2025	FY2024
0%	0%

Revenue - Low-carbon Products

FY2025	FY2024
0 million SGD	0 million SGD

Fuel Consumption - Non-renewable Sources

FY2025 / FY2024

Financial Year	Total fuel consumption within the organization from non-renewable sources	Fuel types used
2025	46.21 MWh	Petrol and diesel used for motor vehicles owned and operated by the Group.
2024	43.78 MWh	Petrol and diesel used for motor vehicles owned and operated by the Group.

Fuel Consumption - Renewable Sources

FY2025 / FY2024

Financial Year	Total fuel consumption within the organization from renewable sources	Fuel types used
2025	0 MWh	Not Applicable
2024	0 MWh	Not Applicable

Energy Consumption - Total Consumption Breakdown

FY2025	FY2024
i. Electricity consumption	i. Electricity consumption
1,342.92 MWh	963.00 MWh

Energy Consumption - Total Sold Breakdown

FY2025	FY2024
i. Electricity sold	i. Electricity sold
0 MWh	0 MWh

ADDITIONAL SCOPE PACK SUBMISSIONS

Total Energy Consumption Within the Organization

FY2025	FY2024
1,342.92 MWh	963.00 MWh

Total Energy Consumption Within the Organization – Prior Year

FY2024	FY2023
963.00 MWh	1,710.59 MWh

Standards, Methodologies, Assumptions, and/or Calculation Tools Used

FY2025 / FY2024
The Group purchased electricity from third party electricity providers in Malaysia and Singapore. The energy consumption data is supplied by the third party electricity providers.

Source of the Conversion Factors Used

FY2025
Emission conversion factor is based on GHG emission intensity factor for 2024 of Tenaga Nasional Berhad in Malaysia (TNB) and electricity grid emission factor for 2023 from Energy Market Authority of Singapore (EMA).

FY2024
Emission conversion factor is based on GHG emission intensity factor for 2023 of Tenaga Nasional Berhad in Malaysia (TNB) and electricity grid emission factor for 2022 from Energy Market Authority of Singapore (EMA).

Total Energy Consumption Outside of the Organization

FY2025	FY2024
Not Applicable	Not Applicable

Standards, Methodologies, Assumptions, and/or Calculation Tools Used

FY2025	FY2024
Not Applicable	Not Applicable

Source of the Conversion Factors Used

FY2025	FY2024
Not Applicable	Not Applicable

Types of Energy Included in the Intensity Ratio

FY2025	FY2024
Electricity	Electricity

Whether the Ratio Uses Energy Consumption Within the Organization, Outside of It, or Both

FY2025 / FY2024
Energy consumption intensity uses energy consumption within the organisation.

Reduction Due to Conservation

FY2025	FY2024
(379.92) MWh	747.59 MWh

FY2025 Latest Explain/Notes: Increase in total energy consumption within the organisation from FY2024 to FY2025 was mainly attributable to increased activities in manufacturing operations in FY2025.

Types of Energy Included in the Reduction

FY2025	FY2024
Electricity	Electricity

ADDITIONAL SCOPE PACK SUBMISSIONS

Rationale for Baseline

FY2025 / FY2024

Base Year	i. The Rationale for Choosing Base Year
FY2023	FY2023 being the year that the Group started calculating reduction in total energy consumption within the organisation.

Standards, Methodologies, Assumptions, and/or Calculation Tools Used for Energy Reduction

FY2025	FY2024
Electricity consumption within the organisation.	Electricity consumption within the organisation.

Energy Reduction of Sold Products

FY2025	FY2024
0 MWh	0 MWh

Calculation of Energy Reduction of Sold Products

FY2025	FY2024
Not Applicable	Not Applicable

Standards, Methodologies, Assumptions, and/or Calculation Tools Used for Energy Reduction of Sold Products

FY2025	FY2024
Not Applicable	Not Applicable

Organizations Interactions With Water

FY2025 / FY2024
The Group receives potable water at its factory building in Johor Malaysia from Ranhill SAJ, the Johor water supply company and its office/warehouse in Singapore from PUB, Singapore's national water agency. Potable water is used for general consumption and is discharged to the national sewerage system.

Organizations Approach to Identify Water-related Impacts

FY2025 / FY2024
Water risk does not form part of the core business risks of the Group.

How Water-Related Impacts are Addressed

FY2025	FY2024
Not Applicable	Not Applicable

Water-related Goals Explanation

FY2025	FY2024
Not Applicable	Not Applicable

Minimum Standards for Quality of Effluent Discharge

FY2025	FY2024
Not Applicable	Not Applicable

ADDITIONAL SCOPE PACK SUBMISSIONS

Total Water Withdrawn from Source

FY2025	FY2024
i. Surface water: 0 Cubic meters	i. Surface water: 0 Cubic meters
ii. Ground water: 0 Cubic meters	ii. Ground water: 0 Cubic meters
iii. Sea water: 0 Cubic meters	iii. Sea water: 0 Cubic meters
iv. Produced water: 0 Cubic meters	iv. Produced water: 0 Cubic meters
v. Third-party water: 1,884.73 Cubic meters	v. Third-party water: 1,607.44 Cubic meters

Total Stressed Water Withdrawn from Source

FY2025	FY2024
i. Surface water: 0 Cubic meters	i. Surface water: 0 Cubic meters
ii. Ground water: 0 Cubic meters	ii. Ground water: 0 Cubic meters
iii. Sea water: 0 Cubic meters	iii. Sea water: 0 Cubic meters
iv. Produced water: 0 Cubic meters	iv. Produced water: 0 Cubic meters
v. Third-party water: 0 Cubic meters	v. Third-party water: 0 Cubic meters

FY2025 and FY2024 Latest Explain / Notes: Water consumption was not drawn from water stress areas.

Total Water Withdrawn from Source - Breakdown

FY2025

Water Categories	Surface Water	Ground Water	Sea Water	Produced Water	Third-party Water
i. Freshwater (≤1,000 mg/L Total Dissolved Solids);	0	0	0	0	1,884.73 Cubic meters
ii. Other water (>1,000 mg/L Total Dissolved Solids)	0	0	0	0	0

FY2024

Water Categories	Surface Water	Ground Water	Sea Water	Produced Water	Third-party Water
i. Freshwater (≤1,000 mg/L Total Dissolved Solids);	0	0	0	0	1,607.44 Cubic meters
ii. Other water (>1,000 mg/L Total Dissolved Solids)	0	0	0	0	0

Contextual Information Necessary

FY2025
Third-party water and the volume of this total sent for use to other organizations, if applicable. 1,884.73 Cubic meters

FY2024
Third-party water and the volume of this total sent for use to other organizations, if applicable. 1,607.44 Cubic meters

FY2025 and FY2024 Latest Explain / Notes: Potable water used for general consumption is discharged to the national sewerage systems.

Total Water Discharge to All Areas – Categories

FY2025
Freshwater (≤1,000 mg/L Total Dissolved Solids); 1,884.73 Cubic meters
FY2024
Freshwater (≤1,000 mg/L Total Dissolved Solids); 1,607.44 Cubic meters

ADDITIONAL SCOPE PACK SUBMISSIONS

Total Water Discharge to All Areas With Water Stress - Categories

FY2025	FY2024
Not Applicable	Not Applicable

Priority Substances of Concern for Which Discharges Are Treated

DATE: FY2025 / FY2024

FY2025	FY2024
Not Applicable	Not Applicable

Contextual Information Necessary

FY2025	FY2024
Not Applicable	Not Applicable

Total Water Consumption

FY2025	FY2024
0 Cubic meters	0 Cubic meters

FY2025 / FY2024 Latest Explain / Notes: Total water consumption = Total water withdrawal – Total water discharge.

Total Water Consumption- Water Stress

FY2025	FY2024
Not Applicable	Not Applicable

Change in Water Storage

FY2025	FY2024
Not Applicable	Not Applicable

Water Storage Context

FY2025	FY2024
Not Applicable	Not Applicable

Gross Direct (Scope 1) Emissions

FY2025	FY2024
11.37 Metric Tonnes	11.56 Metric Tonnes

Gases Included in (Scope 1)

FY2025	FY2024
CO2	CO2

Biogenic CO2 Emissions

FY2025	FY2024
Not Applicable	Not Applicable

ADDITIONAL SCOPE PACK SUBMISSIONS

Base Year - Scope 1

FY2025 / FY2024

Base Year	i. The Rationale for Choosing Base Year	ii. Emissions in the Base Year	iii. The Context for Any Significant Changes in Emissions That Triggered Recalculations of Base Year Emissions
FY2023	FY2023 being the year that the Group started calculating and reporting Scope 1 and Scope 2 GHG emissions.	11.09 Metric Tonnes	Not applicable

Source of Emissions Factors for Scope 1

FY2025 / FY2024
Scope 1 emission factor is based on International Organisation for Standardisation (ISO) - 14064 emission factor due to combustion of fuel.

Consolidation Approach for Emissions

FY2025 / FY2024
Consolidation approach for Scope 1 emission is based on equity share where the Company has majority financial and operational control.

Standards Used

FY2025 / FY2024
Scope 1 emission is based on fuel consumption of motor vehicles owned and operated by the Group multiply by ISO 14064 emission factor due to combustion of fuel.

Gross Location-based Indirect (Scope 2) Emissions

FY2025	FY2024
742.91 Metric Tonnes	521.67 Metric Tonnes

Gross Market-based Energy Indirect (Scope 2) Emissions

FY2025	FY2024
0 Metric Tonnes	0 Metric Tonnes

Gases Included in (Scope 2) Emissions

FY2025	FY2024
CO2	CO2

Base Year - Scope 2

FY2025 / FY2024

Base Year	i. The Rationale for Choosing Base Year	ii. Emissions in the Base Year	iii. The Context for Any Significant Changes in Emissions That Triggered Recalculations of Base Year Emissions
FY2023	FY2023 being the year that the Group started calculating and reporting Scope 1 and Scope 2 GHG emissions.	935.24 Metric Tonnes	Not applicable

ADDITIONAL SCOPE PACK SUBMISSIONS

Source of Emissions Factors

FY2025
Scope 2 emission factor is based on GHG emission intensity factor for 2024 of Tenaga Nasional Berhad in Malaysia (TNB) and electricity grid emission factor for 2023 from Energy Market Authority of Singapore (EMA).

FY2024
Scope 2 emission factor is based on GHG emission intensity factor for 2023 of Tenaga Nasional Berhad in Malaysia (TNB) and electricity grid emission factor for 2022 from Energy Market Authority of Singapore (EMA).

Consolidation Approach for Emissions

FY2025 / FY2024
Consolidation approach for Scope 2 emission is based on equity share where the Company has majority financial and operational control.

Standards Used

FY2025 / FY2024
Scope 2 emission is based on electricity consumption of the Group multiply by EMA electricity grid emission factor in Singapore and GHG emission intensity factor of Tenaga Nasional Berhad in Malaysia.

Gross Other Indirect (Scope 3) Emissions

FY2025	FY2024
Not Applicable	Not Applicable

Gases Included in (Scope 3) Emissions

FY2025	FY2024
Not Applicable	Not Applicable

Biogenic CO2 Emissions - Scope 3

FY2025	FY2024
Not Applicable	Not Applicable

Other Indirect (Scope 3) GHG Emissions Categories

FY2025	FY2024
Not Applicable	Not Applicable

Base Year - Scope 3

FY2025	FY2024
Not Applicable	Not Applicable

Source of Emissions Factors

FY2025	FY2024
Not Applicable	Not Applicable

ADDITIONAL SCOPE PACK SUBMISSIONS

Standards Used

FY2025	FY2024
Not Applicable	Not Applicable

GHG Emissions Intensity

FY2025	FY2024
0.00031	0.00026

FY2025 and FY2024 Latest Explain / Notes: Emission intensity (Metric Tonnes per unit of manufacturing revenue) = Total emission (Scope 1 and 2) (Metric Tonnes) / Manufacturing revenue (SGD)

Organization-specific Metric - Emissions

FY2025 / FY2024
The Group tracks CO2 emissions from motor vehicles owned and operated by the Group and electricity purchased by the Group from third party electricity providers.

Type of GHG Emissions in Intensity Ratio

FY2025	FY2024
Direct (Scope 1) Indirect (Scope 2)	Direct (Scope 1) Indirect (Scope 2)

Gases Included in Intensity

FY2025	FY2024
CO2	CO2

GHG Emissions Reduced Due to Reduction Initiatives

FY2025	FY2024
(221.05) Metric Tonnes	413.10 Metric Tonnes

FY2025 Latest Explain/Notes: Increase in emissions was mainly attributable to increased activities in manufacturing operations in FY2025 that contribute to Scope 2 emissions.

Gases Included in Emissions Reduction

FY2025	FY2024
CO2	CO2

Base Year - Emissions Reduction

FY2025 / FY2024

Base Year	i. The Rationale for Choosing Base Year	ii. Emissions in the Base Year	iii. The Context for Any Significant Changes in Emissions That Triggered Recalculations of Base Year Emissions
FY2023	FY2023 being the year that the Group started calculating and reporting Scope 1 and Scope 2 GHG emissions.	946.33 Metric Tonnes	Not applicable

FY2025 and FY2024 Latest Explain / Notes: Emissions in base year are the combined Scope 1 and 2 emissions.

ADDITIONAL SCOPE PACK SUBMISSIONS

Scopes for Emissions Reductions

FY2025	FY2024
Indirect (Scope 2)	Indirect (Scope 2)

Standards Used for Emissions Reductions

FY2025	FY2024
Scope 2 emission is computed based on electricity consumption of the Group multiplied by the GHG emission intensity factor for 2024 of Tenaga Nasional Berhad in Malaysia (TNB) for consumption in Malaysia and electricity grid emission factor for 2023 from Energy Market Authority of Singapore (EMA) for consumption in Singapore respectively.	Scope 2 emission is computed based on electricity consumption of the Group multiplied by the GHG emission intensity factor for 2023 of Tenaga Nasional Berhad in Malaysia (TNB) for consumption in Malaysia and electricity grid emission factor for 2022 from Energy Market Authority of Singapore (EMA) for consumption in Singapore respectively.

Production, Imports and Exports of ODS

FY2025	FY2024
Not Applicable	Not Applicable

Substances Included in the Calculation

FY2025	FY2024
Not Applicable	Not Applicable

Source of the Emission Factors Used for ODS

FY2025	FY2024
Not Applicable	Not Applicable

Significant Air Emissions

FY2025	FY2024
Not Applicable	Not Applicable

Source of Significant Air Emissions Factors

FY2025	FY2024
Not Applicable	Not Applicable

Standards Used for Significant Air Emissions

FY2025	FY2024
Not Applicable	Not Applicable

Waste Generated

FY2025

Waste Composition	Hazardous Waste Generated	Non-hazardous Waste Generated
Metals	0	35,132 Kilograms
Plastics	0	0
Biomass	0	0
Textiles	2,332 Kilograms	0
Non-matalic minerals	3,680 Kilograms	10,410 Kilograms

FY2024

Waste Composition	Hazardous Waste Generated	Non-hazardous Waste Generated
Metals	0	25,162 Kilograms
Plastics	0	0
Biomass	0	0
Textiles	0	0
Non-matalic minerals	0	6,620 Kilograms

ADDITIONAL SCOPE PACK SUBMISSIONS

Contextual Information - Waste Generated

FY2025 / FY2024
Scrap metal from manufacturing process are collected and sold to licensed scrap metal collection companies for subsequent recycling. Chemical waste from machining and degreasing processes are segregated and stored in drums to prevent spillage during transportation. These are sealed, labelled and kept in dedicated location to be collected for safe disposal by appointed licensed waste management contractor approved by the Authority. The waste data has been sourced from waste measurements in invoices or transfer notes from contracted waste collectors.

Company Operations at Risk From Lack of Water

FY2025	FY2024
0	0

FY2025 / FY2024 Latest Explain / Notes: The risk from lack of water is assessed to be low.

R&D Low-carbon Technology

FY2025	FY2024
0 millions SGD	0 millions SGD

Revenue Generated From Products and/or Services Providing Low-carbon Energy Services

FY2025	FY2024
Not Applicable	Not Applicable

Carbon Price

Financial Year	Do you set a carbon price?	Objective for implementing an internal carbon price	Carbon Price Value
2025	No	Not applicable	0 millions SGD
2024	No	Not applicable	0 millions SGD

SGX Core 1a) GHG (CO2) Absolute Emissions – Total

FY2025	FY2024
754.28 Metric Tonnes	533.23 Metric Tonnes

SGX Core 2a) GHG (CO2) Emissions Intensity – Total

Financial Year	Total GHG (CO2) Emissions	Organisational Metric Used to Calculate Intensity	Total Manufacturing Revenue	Total Emissions Intensity (by Manufacturing Revenue)	Total Organisational Headcount (Number of Employees)	Total Emissions Intensity (by Total Headcount)	Total Organisational Floor Area	Total Emissions Intensity (by Total Floor Area)	What is the Organisational Metric Being Used as the Denominator to Calculate Emissions Intensity?	Total Units, or Total Annual Amount (of 'Other' Organisational Metric)	Total Emissions Intensity (by 'Other' Organisational Metric)
2025	754.28	Manufacturing Revenue	2,407,514 SGD	0.00031	N/A	N/A	N/A	N/A	N/A	N/A	N/A
2024	533.23	Manufacturing Revenue	2,070,214 SGD	0.00026	N/A	N/A	N/A	N/A	N/A	N/A	N/A

FY2025 / FY2024 Latest Explain / Notes: Emission intensity (Metric Tonnes per unit of manufacturing revenue) = Total emission (Scope 1 and 2) (Metric Tonnes) / Manufacturing revenue (SGD)

SGX Core 2b) GHG (CO2) Emissions Intensity – Scope 1

Financial Year	Scope 1 GHG Emissions	Organisational Metric Used to Calculate Intensity	Total Manufacturing Revenue	Scope 1 Emissions Intensity (by Manufacturing Revenue)	Total Organisational Headcount (Number of Employees)	Scope 1 Emissions Intensity (by Total Headcount)	Total Organisational Floor Area	Scope 1 Emissions Intensity (by Total Floor Area)	What is the Organisational Metric Being Used as the Denominator to Calculate Emissions Intensity?	Total Units, or Total Annual Amount (of 'Other' Organisational Metric)	Total Emissions Intensity (by 'Other' Organisational Metric)
2025	11.37	Manufacturing Revenue	2,407,514 SGD	0.0000047	N/A	N/A	N/A	N/A	N/A	N/A	N/A
2024	11.56	Manufacturing Revenue	2,070,214 SGD	0.0000056	N/A	N/A	N/A	N/A	N/A	N/A	N/A

FY2025 / FY2024 Latest Explain / Notes: Emission intensity (Metric Tonnes per unit of manufacturing revenue) = Emission (Scope 1) (Metric Tonnes) / Manufacturing revenue (SGD)

ADDITIONAL SCOPE PACK SUBMISSIONS

SGX Core 2c) GHG (CO2) Emissions Intensity – Scope 2

Financial Year	Scope 2 GHG Emissions	Organisational Metric Used to Calculate Intensity	Total Manufacturing Revenue	Scope 2 Emissions Intensity (by Manufacturing Revenue)	Total Organisational Headcount (Number of Employees)	Scope 2 Emissions Intensity (by Total Headcount)	Total Organisational Floor Area	Scope 2 Emissions Intensity (by Total Floor Area)	What is the Organisational Metric Being Used as the Denominator to Calculate Emissions Intensity?	Total Units, or Total Annual Amount (of 'Other' Organisational Metric)	Total Emissions Intensity (by 'Other' Organisational Metric)
2025	742.91	Manufacturing Revenue	2,407,514 SGD	0.00031	N/A	N/A	N/A	N/A	N/A	N/A	N/A
2024	521.67	Manufacturing Revenue	2,070,214 SGD	0.00025	N/A	N/A	N/A	N/A	N/A	N/A	N/A

FY2025 / FY2024 Latest Explain / Notes: Emission intensity (Metric Tonnes per unit of manufacturing revenue) = Emission (Scope 2) (Metric Tonnes) / Manufacturing revenue (SGD)

SGX Core 2d) GHG (CO2) Emissions Intensity – Scope 3

Financial Year	Scope 3 GHG Emissions	Organisational Metric Used to Calculate Intensity	Total Manufacturing Revenue	Scope 3 Emissions Intensity (by Manufacturing Revenue)	Total Organisational Headcount (Number of Employees)	Scope 3 Emissions Intensity (by Total Headcount)	Total Organisational Floor Area	Scope 3 Emissions Intensity (by Total Floor Area)	What is the Organisational Metric Being Used as the Denominator to Calculate Emissions Intensity?	Total Units, or Total Annual Amount (of 'Other' Organisational Metric)	Total Emissions Intensity (by 'Other' Organisational Metric)
2025	Not applicable										
2024	Not applicable										

Water Risk Assessment

Financial Year	i. Current Status of Ecosystems and Habitats at Local Level	ii. Estimates of Future Potential Changes in the Status of Ecosystems and Habitats at a Local Level	iii. Scenario Analysis of Potential Changes in the Status of Ecosystems and Habitats at a Local Level
2025	No	No	No
2024	No	No	No

FY2025 / FY2024 Latest Explain / Notes: Water risk does not form part of the core business risks of the Group.

Investment in Water Recycling

FY2025	FY2024
0 million SGD	0 million SGD

FY2025 / FY2024 Latest Explain / Notes: Investment in water recycling/reuse infrastructure and technologies does not form part of the core business strategies and risks of the Group.

Company Facilities - Water Treatment

Financial Year	Number of company facilities with wastewater management/treatment facilities?	Number of company facilities?	Percentage of company facilities with wastewater management/ treatment facilities?
2025	0	2	0
2024	0	2	0

FY2025 / FY2024 Latest Explain / Notes: The Group does not own wastewater management/treatment facilities.

SANTAK HOLDINGS LIMITED
co. reg. no. 200101065H

4 Clementi Loop, #01-01, Singapore 129810
Tel: (65) 6755 4788
santak.holdings@santak.com.sg
www.santak.com.sg